



Agenda

**YPSILANTI COMMUNITY UTILITIES AUTHORITY
BOARD OF COMMISSIONERS MEETING
Wednesday, November 16, 2022 – 3:00 p.m.
YCUA Administration Building
2777 State Road
Ypsilanti, MI 48198-9112**

- 1. CALL TO ORDER**
- 2. MINUTES OF PREVIOUS MEETINGS – October 26, 2022**
- 3. NEW BUSINESS**
 - A. Request to Approve - YCUA Resolution No. 22-14 re: Retirement for Bradley Hunley – Luther Blackburn**
 - B. Request for Consideration – Changes to YCUA Board of Commissioners’ 2023 Meeting Schedule re: Thanksgiving and Christmas Holidays – Luther Blackburn**
 - C. Fund Balance Report – Dwayne Harrigan**
 - D. Financial Report – Authority Net Assets Report – Dwayne Harrigan**
 - E. Usage Report – Consumption Report – Luther Blackburn**
 - F. Attorney’s Report – Matthew T. Jane**
 - G. Human Resources Report – Debra Kinde**
 - H. Executive Director’s Report – Luther Blackburn**
- 4. OLD BUSINESS**
- 5. OTHER BUSINESS**
- 6. STATEMENTS AND CHECKS**
- 7. PUBLIC COMMENTS**
- 8. ADJOURNMENT**

YCUA Board Meeting Schedule for 2022

All meetings are held at 3:00 p.m. in the Board Room of the YCUA Administrative Building, 2777 State Road, Ypsilanti, Michigan 48198-9112, except as noted.

Wednesday, January 26***	Wednesday, July 27***
Wednesday, February 23***	Wednesday, August 24***
Wednesday, March 23***	Wednesday, September 28***
Wednesday, April 27***	Wednesday, October 26***
Wednesday, May 25***	Wednesday, November 16* ***
Wednesday, June 22***	Wednesday, December 21** ***

* Moved ahead from Wednesday, November 23 due to Thanksgiving holiday.

** Moved ahead from Wednesday, December 28 due to Christmas holiday.

*** Hybrid in-person meeting with virtual option for the public.

YCUA Board of Commissioners Term Expirations

Michael Bodary, Chair
08/21/2012 – 02/16/2024

Keith P. Jason, Vice Chair
03/12/2013 – 12/31/2024

Jon R. Ichescio, Secretary / Treasurer
02/17/2015 – 02/15/2026

Larry J. Doe, Commissioner
09/01/2001 – 12/31/2022

Gloria C. Peterson, Commissioner
03/03/2020 – 12/31/2023

2022 YCUA Committee Appointments per Board Meeting of February 23, 2022

Finance Committee

Larry J. Doe, Chair
Gloria C. Peterson
Luke Blackburn
Aaron Sprague
Dwayne Harrigan

Personnel Committee

Keith P. Jason, Chair
Michael Bodary
Luke Blackburn
Debra Kinde

Hearing Officers

Jon R. Ichescio –
(to hear Township cases)
Larry J. Doe –
(to hear City cases)



**Board of Commissioners
Meeting Binder**

1	Executive Director's Letter
2	Minutes of Previous Meeting
3	New Business
4	Old Business
5	Other Business
6	Statements and Checks



Executive Director's Letter



Executive Director's Letter

Date: November 10, 2022

2777 STATE ROAD
YPSILANTI, MI 48198-9112
Telephone No.: 734-484-4600

TO: YCUA Board Members
FROM: Luther Blackburn
REFERENCE: Agenda Items - YCUA Board Meeting of November 16, 2022

AGENDA ITEM: 3.A Request to Approve - YCUA Resolution No. 22-14 re: Retirement for Bradley Hunley

DATE PREPARED: November 10, 2022

DATE OF MEETING: November 16, 2022

PRESENTER: Luther Blackburn

BACKGROUND: Bradley Hunley, Meter Reader II at the Authority, has completed 24 years and nine months of service to YCUA and has requested retirement as of December 1, 2022. Included in your materials is a Board resolution announcing his retirement and commending him for his service.

RATIONALE: Mr. Hunley has been a valuable member of the YCUA staff for 24 years and nine months and the resolution is fitting at the time of his retirement.

RECOMMENDED ACTION: Approval of YCUA Resolution No. 22-14 re: Retirement for Bradley Hunley.

AGENDA ITEM: 3.B Request for Consideration – Changes to YCUA Board of Commissioners' 2023 Meeting Schedule re: Thanksgiving and Christmas Holidays

DATE PREPARED: November 10, 2022

DATE OF MEETING: November 16, 2022

PRESENTER: Luther Blackburn

BACKGROUND: This time each year, YCUA publishes its Board of Commissioners' meeting schedule for the coming year. Currently, regularly-scheduled meetings take place on the fourth Wednesday of each month. However, past experience has shown that obtaining a quorum may be difficult on the days immediately before or after a holiday and, from time to time, meetings fall on a holiday when the office is closed. In order to comply with requirements of the Authority's founding documents, those meetings are not canceled but rather are moved up one week. Therefore, it is staff's recommendation that the Board consider approving the 2023 Board meeting schedule, moving to the November meeting from November 22nd (the day before Thanksgiving) to November 15th and the December meeting from December 27th (the week of Christmas) to December 20th.

RATIONALE: YCUA's Articles of Incorporation require Board meetings to be held at least monthly and scheduling requires a formal motion of the Commissioners.

RECOMMENDED ACTION: Approval of Changes to YCUA Board of Commissioners' 2023 Meeting Schedule re: Thanksgiving and Christmas Holidays.

AGENDA ITEM: **3.C Fund Balance Report**

DATE PREPARED: November 10, 2022

DATE OF MEETING: November 16, 2022

PRESENTER: Dwayne Harrigan

BACKGROUND: The Fund Balance Report for the month is included in your Board materials. Please examine the information and any questions regarding the report or the figures can be answered at the Board meeting.

RATIONALE: N/A

RECOMMENDED ACTION: Informational only; no motion from the Board required.

AGENDA ITEM: **3.D Financial Report – Authority Net Assets**

DATE PREPARED: November 10, 2022

DATE OF MEETING: November 16, 2022

PRESENTER: Dwayne Harrigan

BACKGROUND: The Authority Net Assets Report for the month is included in your Board materials. Please examine the information and any questions regarding the report or the figures can be answered at the Board meeting.

RATIONALE: N/A

RECOMMENDED ACTION: Informational only; no motion from the Board required.

AGENDA ITEM: **3.E Usage Report – Consumption Report**

DATE PREPARED: November 10, 2022

DATE OF MEETING: November 16, 2022

PRESENTER: Luther Blackburn

BACKGROUND: The Consumption Report for Authority usage for the month is included in your Board materials. Please examine the information and any questions regarding the report or the figures can be answered at the Board meeting.

RATIONALE: N/A

RECOMMENDED ACTION: Informational only; no motion from the Board required.

AGENDA ITEM: **3.F Attorney's Report**

DATE PREPARED: TBA

DATE OF MEETING: November 16, 2022

PRESENTER: Matthew T. Jane

BACKGROUND: N/A

RATIONALE: N/A

RECOMMENDED ACTION: Informational only; no motion from the Board required.

AGENDA ITEM: **3.G Human Resources Report**

DATE PREPARED: TBA

DATE OF MEETING: November 16, 2022

PRESENTER: Debra Kinde

BACKGROUND: N/A

RATIONALE: N/A

RECOMMENDED ACTION: Informational only; no motion from the Board required.

AGENDA ITEM: **3.H Executive Director’s Report**

DATE PREPARED: TBA

DATE OF MEETING: November 16, 2022

PRESENTER: Luther Blackburn

BACKGROUND: N/A

RATIONALE: N/A

RECOMMENDED ACTION: Informational only; no motion from the Board required.

Last Revised: November 10, 2022



**Minutes of
Previous Meeting**



Minutes

**YPSILANTI COMMUNITY UTILITIES AUTHORITY
BOARD OF COMMISSIONERS MEETING
Wednesday, October 26, 2022 – 3:00 p.m.
YCUA Administration Building
2777 State Road
Ypsilanti, MI 48198-9112**

Members Present: Michael Bodary, Jon R. Ichesco, Larry J. Doe, and Gloria C. Peterson.

Members Absent: Keith P. Jason.

1. **CALL TO ORDER:** Mr. Bodary called the meeting to order at 3:01 p.m.
2. **MINUTES OF THE PREVIOUS MEETING:** Motion by Doe to receive and file the minutes of the September 28, 2022 meeting as presented. Support by Peterson. In favor: Bodary, Ichesco, Doe, and Peterson. Opposed: None. (Motion carried.)
3. **NEW BUSINESS:**
 - A. **Request to Approve - 2023 Michigan Municipal League Liability and Property Pool Director Election – Luther Blackburn**

Motion by Doe to approve 2023 Michigan Municipal League Liability and Property Pool Director Election. Support by Peterson.

Mr. Blackburn advised the Board that YCUA recently received notification from the Michigan Municipal League (MML) that there are two open Liability and Property Pool Director seats and two nominees have been recommended for election. He explained that, as a member of the MML Liability and Property Pool, YCUA receives a ballot. Mr. Blackburn indicated that he made a call to the fund administrator to gain more knowledge about the process and he was advised that the Authority can vote for one or both of the candidates or write in a candidate. He acknowledged that YCUA's vote simply reaffirms the recommendations of the MML nominating committee. Mr. Blackburn confirmed that these positions are voluntary and are not paid. He pointed out that the Authority has been a member of MML pool since the early 1980s.

Motion by Peterson to approve YCUA's vote for the two candidates in the 2023 Michigan Municipal League Liability and Property Pool Director Election. Support by Doe.

In favor: Bodary, Ichesco, Doe, and Peterson. Opposed: None. (Motion carried.)

B. Request to Approve - WWTP Fluidized Bed Incinerator System Gunnite Re-Application in the Amount of \$98,761 (O & M Account No. 550-815) – Ryan Stetler

Motion by Doe to approve WWTP Fluidized Bed Incinerator System Gunnite Re-Application in the Amount of \$98,761 (O & M Account No. 550-815). Support by Peterson.

Mr. Stetler advised the Board that this is a recommendation to award the referenced quote to Midwest Industrial Services. He explained that the gunnite veneer material was originally installed in the WWTP fluidized bed incinerator system as a preventative maintenance measure. Mr. Stetler indicated that the first eight feet over the bed of the incinerator is the splash zone, where most of the turbulent activity takes place. He acknowledged that, upon inspection of the incinerator during the recent shut-down, staff determined that, since 2017, the upper four feet of gunnite has deteriorated. Mr. Stetler confirmed that this is better than if the brick of the incinerator had worn away.

Mr. Doe inquired as to whether bids were solicited. Mr. Blackburn responded that this is a sole provider because Midwest has done the refractory work in YCUA's incinerator for 15 to 20 years and there are minimal qualified refractory contractors that do this type of work, especially with this device which is relatively uncommon. He added that attempting to bring in a new contractor and get them up to speed on this equipment would not be in the best interest of the Authority.

Mr. Bodary asked for clarification that the life expectancy of this material is about six years. Mr. Stetler responded affirmatively.

In favor: Bodary, Ichesco, Doe, and Peterson. Opposed: None. (Motion carried.)

C. Fund Balance Report – Dwayne Harrigan

Informational only; no motion from the Board required.

D. Financial Report – Authority Net Assets – Dwayne Harrigan

Informational only; no motion from the Board required.

E. Usage Report – Consumption Report – Luther Blackburn

Mr. Blackburn advised the Board that the September month-to-month comparison shows that water sales are down 1.1% and sewer sales are down 19.8%. He indicated that, out of the last ten years, this was the second best month for water sales but it just happens to be compared to last September, which was very dry. The matter was then discussed further.

Informational only; no motion from the Board required.

F. Attorney's Report – Matthew T. Jane

Mr. Jane advised the Board that he will soon be meeting with Luther Blackburn, Sreedhar Mullapudi, and the attorney for Northville regarding a lawsuit that has been filed concerning enforcement rights regarding the Arbor Hills landfill. He explained that Northville requested the meeting and that he will inform the Board at the November meeting if anything of note is discussed.

Informational only; no motion from the Board required.

G. Human Resources Report – Debra Kinde

There was no Human Resources Report for the month.

H. Executive Director's Report – Luther Blackburn

Mr. Blackburn advised the Board that the details of the Drinking Water Revolving Fund (DWRF) that were discussed last month have changed. He explained that the draft funding plan submitted by EGLE indicated that YCUA was in the fundable range but that, in the publishing of the final plan, the Authority fell out of the fundable range. Mr. Blackburn indicated that this includes the Bridge Road generator, Textile pump station, Clark Road pump station, and metering projects. He acknowledged that staff is hopeful that YCUA will move back into the fundable range in the next fiscal year and it is something that staff is actively investing. Mr. Blackburn confirmed that this is discouraging and he is not aware that it has happened in the past but that the state has had an influx of federal dollars recently and may have changed their scoring mechanisms. He pointed out that he will keep the Board informed.

Mr. Blackburn stated that the Authority has unexpectedly lost one of its maintenance mechanics, Greg Caldwell, who passed away on Sunday night. He further advised that Mr. Caldwell has been with YCUA since November of 2004 and there are not enough good things said about him as a person and a team member.

Mr. Bodary expressed the Board's sincere condolences with thoughts and prayers to the family and offered their assistance if there is anything they can do. Arrangements were then discussed.

4. **OLD BUSINESS:** There was no Old Business for the month.
5. **OTHER BUSINESS:** There was no Other Business for the month.
6. **STATEMENTS AND CHECKS:** Motion by Ichesco to pay the current month's bills in the amount of \$2,955,262.64. Support by Doe. In favor: Bodary, Ichesco, Doe, and Peterson. Opposed: None. (Motion carried.)
7. **PUBLIC COMMENTS:** There were no Public Comments for the month.
8. **ADJOURNMENT:** Motion by Doe to adjourn the meeting at 3:23 p.m. Support by Ichesco. In favor: Bodary, Ichesco, Doe, and Peterson. Opposed: None. (Motion carried.)

Respectfully submitted,

JON R. ICHESCO, Secretary - Treasurer



New Business

**YCUA RESOLUTION NO. 22-14 ANNOUNCING
THE RETIREMENT OF BRADLEY HUNLEY AND
COMMENDING HIM FOR HIS SERVICE**

Minutes of a meeting of the Board of Commissioners of the Ypsilanti Community Utilities Authority, County of Washtenaw, Michigan, held in the Authority, on the 16th day of November 2022 at 3:00 o'clock p.m., prevailing Eastern Time.

PRESENT: Commissioners _____

ABSENT: Commissioners _____

The following preamble and resolution were offered by Commissioner _____ and supported by Commissioner _____.

WHEREAS, Bradley Hunley, an employee of the Ypsilanti Community Utilities Authority, has completed twenty-four (24) years and nine (9) months of service to the Authority; and

WHEREAS, Bradley Hunley has requested retirement as of December 1, 2022.

NOW, THEREFORE, BE IT RESOLVED THAT the Board of Commissioners of the Ypsilanti Community Utilities Authority commends Bradley Hunley for his accomplishments and years of service to the Authority and expresses its appreciation to him.

BE IT FURTHER RESOLVED THAT a suitably inscribed copy of this Resolution of Retirement be sent to Bradley Hunley as an expression of the Board's sincere appreciation for his years of service and the desire to convey its best wishes for good health and happiness in his retirement.

AYES: Commissioners _____

NAYS: Commissioners _____

RESOLUTION DECLARED ADOPTED.

JON R. ICHESCO, Secretary - Treasurer

I hereby certify that the attached is a true and complete copy of a resolution adopted by the Board of Commissioners of the Ypsilanti Community Utilities Authority, County of Washtenaw, State of Michigan, at a meeting held on the 16th day of November 2022 and that public notice of said meeting was given pursuant to and in full compliance with Act No. 267, Public Acts of Michigan, 1976 and that minutes of the meeting were kept and will be or have been made available as required by said Act.

JON R. ICHECO, Secretary - Treasurer



New Business

Please Post



Memorandum

Date: November 9, 2022

**2777 STATE ROAD
YPSILANTI, MI 48198-9112
Telephone No.: 734-484-4600**

TO: YCUA Board of Commissioners, All YCUA Staff
FROM: Kristina Scarcelli, Executive Administrative Assistant
REFERENCE: 2023 YCUA Board of Commissioners' Meeting Schedule

All meetings are held on the fourth Wednesday of each month at **3:00 p.m.** in the Boardroom, except as noted. Until further notice, YCUA will be following a hybrid public meeting model wherein the Board members will be physically present, but staff and the public will have the option of participating via Zoom.

Wednesday, January 25	Wednesday, July 26
Wednesday, February 22	Wednesday, August 23
Wednesday, March 22	Wednesday, September 27
Wednesday, April 26	Wednesday, October 25
Wednesday, May 24	Wednesday, November 15*
Wednesday, June 28	Wednesday, December 20**

* Moved ahead from Wednesday, November 22 due to Thanksgiving holiday.

** Moved ahead from Wednesday, December 27 due to Christmas holiday.



New Business

Fund Balance Report
Ypsilanti Community Utilities Authority
October 31, 2022

	08/19	08/20	08/21	07/22	08/22	09/22	Current 10/22
Cash							
Operating	7,182,648	7,727,861	6,932,336	7,471,974	7,828,888	6,534,301	6,736,539
Restricted	10,193,669	10,240,706	9,753,413	7,700,770	7,492,702	7,516,243	7,513,760
Total Available Cash	<u>17,376,317</u>	<u>17,968,567</u>	<u>16,685,749</u>	<u>15,172,744</u>	<u>15,321,590</u>	<u>14,050,544</u>	<u>14,250,299</u>
Bond Monies	124,021	124,021	-	9,296,745	8,727,130	8,164,005	6,730,189
Total Cash	<u>17,500,338</u>	<u>18,092,588</u>	<u>16,685,749</u>	<u>24,469,489</u>	<u>24,048,720</u>	<u>22,214,549</u>	<u>20,980,488</u>
Beginning Outstanding Debt	59,369,042	56,571,565	57,693,855	66,487,367	66,487,367	67,418,897	64,247,897
Constnuction Projects							
Mcgregor Road PS (5634)							
Incinerator/Tert Filt.(SRF 5676)		2,131,440	765,747				
WWTP Aeration Blower (SRF 5678)			425,116		382,176		
WWTP Swichgear (5759)						79,000	
M17/US12 WM Imprve							
State St (5784-01)					549,354		
Retention Basin (SRF 5502)							
WWTP Grit Handling (SRF 5582)							
Smokler Textile (DWRf 7383)							
Debt Payments	(326,593)	(291,377)	(1,348,100)			(3,250,000)	
Ending Outstanding Debt	<u>59,042,449</u>	<u>58,411,628</u>	<u>57,536,618</u>	<u>66,487,367</u>	<u>67,418,897</u>	<u>64,247,897</u>	<u>64,247,897</u>



New Business

YPSILANTI COMMUNITY UTILITIES AUTHORITY
Statements of Net Assets
October 31 2022
(with comparative totals as of 08/31/22)

	10/31/22	Audited 8/31/21
Assets		
Current assets:		
Cash and investments	\$ 5,031,736	\$ 624,890
Receivables, net	6,724,999	7,965,324
Inventories	1,484,931	1,470,890
Prepaid items	588,428	77,839
Total current assets	13,830,094	10,138,943
Noncurrent assets:		
Restricted assets:		
Cash and investments	16,936,285	11,226,575
Funds on deposit with City of Ypsilanti	2,492,227	2,487,183
Receivables, long-term portion	70,140	70,140
Capital assets not being depreciated	10,347,331	10,347,333
Capital assets being depreciated, net	160,268,810	173,866,280
Current year capital outlay projects	942,606	3,362,680
Unamortized bond issuance costs	-	-
Total noncurrent assets	191,057,399	201,360,191
Total assets	204,887,493	211,499,134
Deferred outflow of resources		
Deferred pension amounts	560,838	4,165,103
Deferred other postemployment benefit amounts	2,387,225	3,121,933
Deferred charge on refunding	284,731	369,463
Total deferred outflow of resources	3,232,794	7,656,499
Liabilities		
Current liabilities:		
Accounts payable	4,259,446	4,347,165
Retentions, deposits and other liabilities	1,939,569	1,495,427
Accrued interest payable	147,239	529,815
Unearned revenue	-	376,489
Current maturities of long-term liabilities	951,999	5,176,325
Current maturities of accrued compensated absences	530,855	530,855
Total current liabilities	7,829,108	12,456,076
Long-term liabilities:		
Bonds payable	65,651,332	54,281,722
Environmental liability	591,456	591,456
Accrued compensated absences	530,855	530,855
Net pension liability	17,703,581	21,066,264
Total long-term liabilities	84,477,224	76,470,297
Total liabilities	92,306,332	88,926,373
Deffered inflows of resources		
Deferred pension amounts	128,028	1,918,096
Deferred other postemployment benefir amounts	2,296,797	4,808,102
Total Deffered inflows of resources	2,424,825	6,726,198
Net position		
Invested in capital assets, net of related debt	104,955,416	125,575,029
Restricted	19,428,512	15,390,269
Unrestricted	(797,496)	(17,462,236)
Total net assets	\$ 123,586,432	\$ 123,503,062

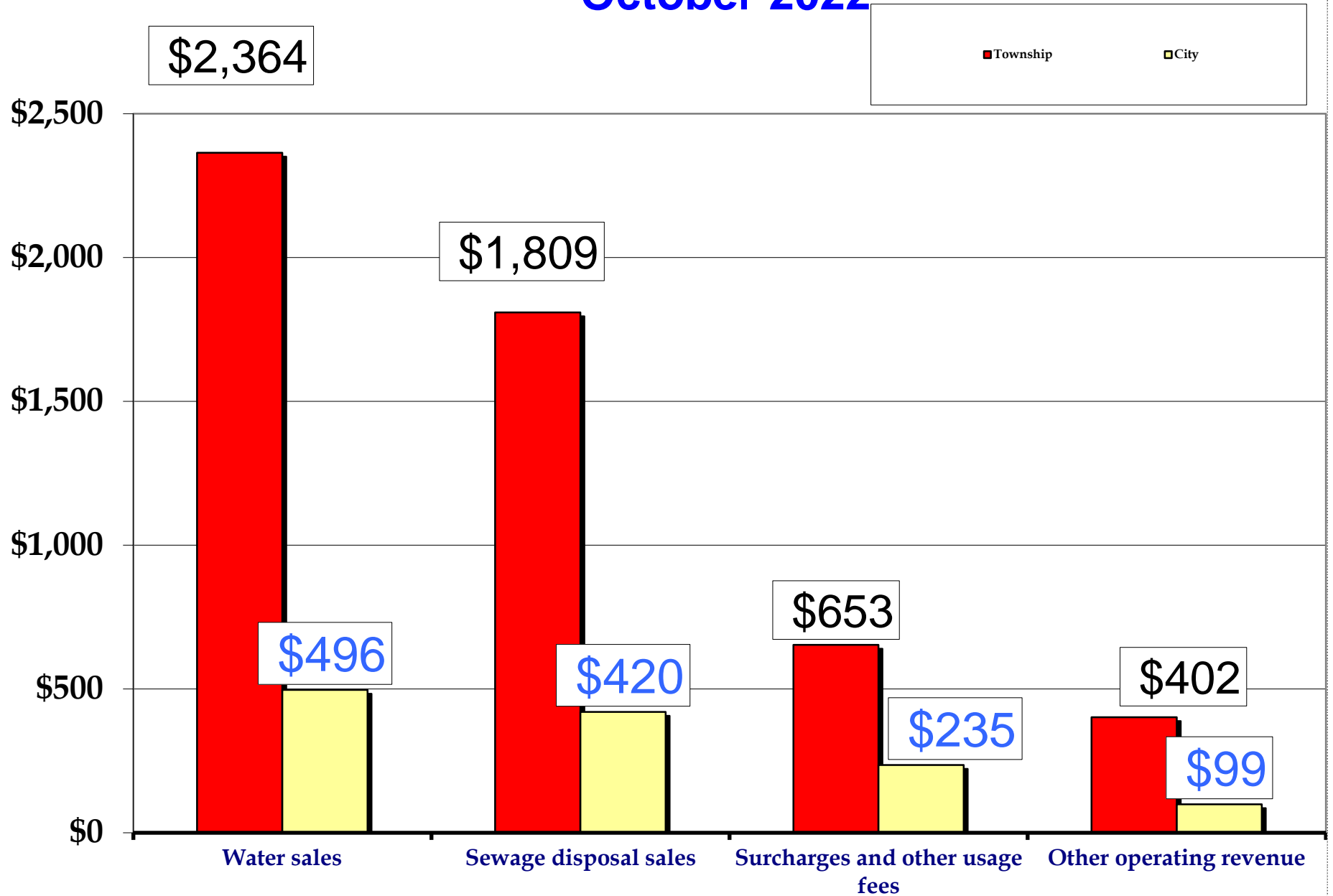
YPSILANTI COMMUNITY UTILITIES AUTHORITY
Statements of Revenues, Expenses and Changes in Net Assets
For the Two Months Ending October 31 2022
(with comparative totals for same periods prior yr, and year ended 8/31/22)

	Unaudited Actual-YTD 10/31/22	Prior Year Same Periods 10/31/21	Prior Year FYE, audited 8/31/21	Pro-rated YTD Budget 10/31/22	YTD Data: Actual (Over)/ Under Budget	YTD % Actual (Over)/ Under Budget
Operating revenue						
Water sales	\$ 2,860,279	\$ 3,377,472	\$ 18,417,498	\$ 2,788,183	\$ (72,096)	-2.59%
Sewage disposal sales	2,229,381	3,019,269	16,623,003	3,020,434	791,053	26.19%
Surcharges and other usage fees:						
Capital improvement surcharge	766,829	1,063,668	3,815,737	630,976	(135,853)	-21.53%
Construction reserve	106,071	47,868	253,940	51,449	(54,622)	-106.17%
Environmental reserve	14,975	23,309	115,466	13,465	(1,511)	-11.22%
Capital cost recovery	-	-	-	-	-	
Other operating revenue	500,228	529,820	1,421,534	252,499	(247,729)	-98.11%
Sales discounts	-	-	-	-	-	
Total operating revenue	<u>6,477,763</u>	<u>8,061,406</u>	<u>40,647,178</u>	<u>6,757,005</u>	<u>279,242</u>	<u>4.13%</u>
Operating expenses						
Water distribution	2,123,196	2,086,950	11,817,682	1,967,133	(156,063)	-7.93%
Wastewater treatment	2,696,514	2,733,019	17,960,178	2,882,061	185,547	6.44%
Wastewater pump stations	193,366	193,765	1,434,756	240,694	47,328	19.66%
Industrial surveillance	110,146	110,635	546,703	77,299	(32,847)	-42.49%
Transmission and distribution	1,408,865	1,330,604	8,300,069	1,341,445	(67,420)	-5.03%
Meter service	208,673	194,623	1,480,328	199,197	(9,477)	-4.76%
Customer accounting and collections	92,194	92,440	562,935	110,078	17,884	16.25%
General and administration	268,344	279,871	2,012,710	346,841	78,497	22.63%
Unallocated maintenance costs	-	-	-	-	-	
Total operating expenses	<u>7,101,298</u>	<u>7,021,907</u>	<u>44,115,361</u>	<u>7,164,747</u>	<u>63,449</u>	<u>0.89%</u>
Operating income	(623,535)	1,039,499	(3,468,183)	(407,742)	215,793	-52.92%
Non-operating income (expense)						
Investment earnings	137,269	87,433	176,628	41,667	(95,602)	-229.45%
Connection fees	8,953	12,970	95,616	833	(8,120)	-974.36%
Debt service contribution	-	-	-	-	-	
Interest and amortization expense	(280,142)	(280,142)	(1,613,977)	(359,303)	(79,161)	22.03%
Gain (loss) on disposal of capital assets	-	-	7,181	-	-	
Total non-operating income (expense)	<u>(133,920)</u>	<u>(179,739)</u>	<u>(1,334,552)</u>	<u>(316,803)</u>	<u>(182,883)</u>	<u>57.73%</u>
Net income	(757,455)	859,760	(4,802,735)	(724,546)	32,910	-4.54%
Capital contributions	-	-	105,076			
Change in net assets	(757,455)	859,760	(4,697,659)			
Special Item	-	-	-			
Net assets, beginning of year	139,363,996	146,386,887	146,386,887			
Net assets, end of period	<u>\$ 138,606,541</u>	<u>\$ 147,246,647</u>	<u>\$ 141,689,228</u>			

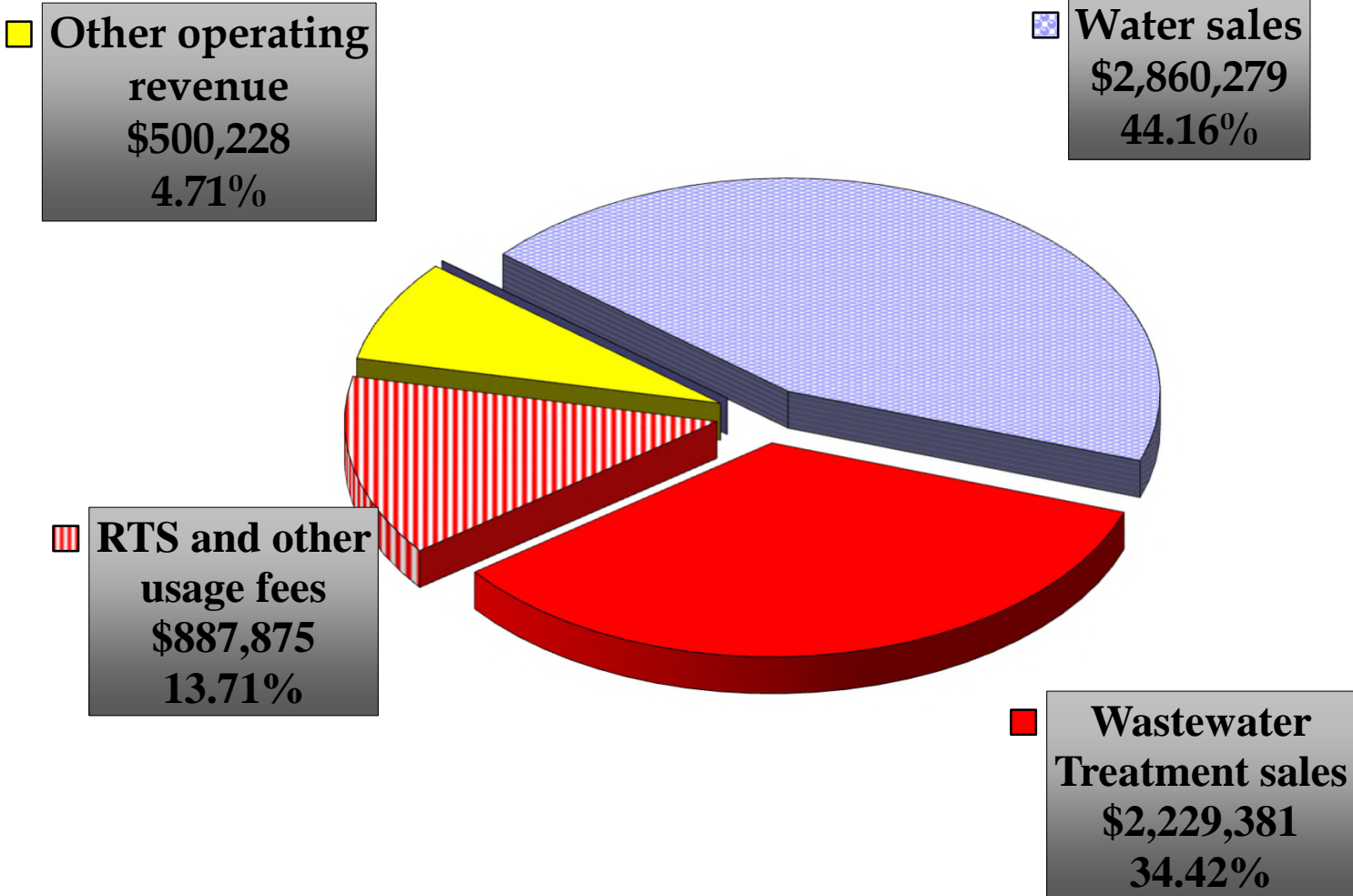
YPSILANTI COMMUNITY UTILITIES AUTHORITY
Statements of Revenues (Historical), Expenses and Changes in Net Assets
For the Two Months Ending October 31 2022
(with comparative totals for same periods prior four years)

	Unaudited Actual-YTD 10/31/22	Prior Year Actual- YTD 10/31/21	Prior Year Actual- YTD 10/31/20	Prior Year Actual- YTD 10/31/19	Prior Year Actual- YTD 10/31/18
Operating revenue					
Water sales	\$ 2,860,279	\$3,377,472	\$3,150,721	\$2,780,192	\$2,549,840
Sewage disposal sales	2,229,381	3,019,269	2,750,512	2,709,259	2,978,765
Surcharges and other usage fees:					
Capital improvement surcharge	766,829	1,063,668	1,033,746	224,380	196,781
Construction reserve	106,071	47,868	45,933	45,357	48,165
Environmental reserve	14,975	23,309	18,842	17,622	19,513
Capital cost recovery	-	-	-	-	-
Other operating revenue	500,228	529,820	535,802	554,363	590,363
Sales discounts	-	-	-	-	-
Total operating revenue	<u>6,477,763</u>	<u>8,061,406</u>	<u>7,535,556</u>	<u>6,331,173</u>	<u>6,383,427</u>
Operating expenses					
Water distribution	2,123,196	2,086,950	2,016,945	1,918,471	1,884,154
Wastewater treatment	2,696,514	2,733,019	3,104,002	2,818,697	2,428,054
Wastewater pump stations	193,366	193,765	291,979	186,652	111,625
Industrial surveillance	110,146	110,635	133,360	53,469	49,253
Transmission and distribution	1,408,865	1,330,604	1,474,907	1,434,447	1,174,395
Meter service	208,673	194,623	223,529	198,635	138,076
Customer accounting and collections	92,194	92,440	120,066	97,589	83,275
General and administration	268,344	279,871	337,803	269,124	160,280
Unallocated maintenance costs	-	-	-	-	-
Total operating expenses	<u>7,101,298</u>	<u>7,021,907</u>	<u>7,702,591</u>	<u>6,977,084</u>	<u>6,029,112</u>
Operating income	(623,535)	1,039,499	(167,035)	(645,911)	354,315
Non-operating income (expense)					
Investment earnings	137,269	87,433	49,194	55,300	38,017
Connection fees	8,953	12,970	19,736	43,043	11,585
Debt service contribution	-	-	-	-	-
Interest and amortization expense	(280,142)	(280,142)	(274,796)	(363,450)	(373,579)
Gain (loss) on disposal of capital assets	-	-	503	7,326	723
Total non-operating income (expense)	<u>(133,920)</u>	<u>(179,739)</u>	<u>(205,363)</u>	<u>(257,781)</u>	<u>(323,254)</u>
Net income	<u>(757,455)</u>	<u>859,760</u>	<u>(372,398)</u>	<u>(903,692)</u>	<u>31,061</u>
Capital contributions			1,995		70,910
Change in net assets	(757,455)	859,760	(370,403)	(903,692)	101,971
Special Item					
Net assets, beginning of year	<u>165,233,558</u>	<u>165,233,558</u>	<u>168,436,589</u>	<u>174,737,589</u>	<u>181,657,879</u>
Net assets, end of period	<u>\$ 164,476,103</u>	<u>\$ 166,093,318</u>	<u>\$ 168,066,186</u>	<u>\$ 173,833,897</u>	<u>\$ 181,759,850</u>

City vs Township Sales Mix October 2022



Revenue - October 2022 YTD



YPSILANTI COMMUNITY UTILITIES AUTHORITY
Schedule of Revenues, Expenses and Changes in Net Assets
City and Township Allocation
For the Two Months Ending October 31 2022

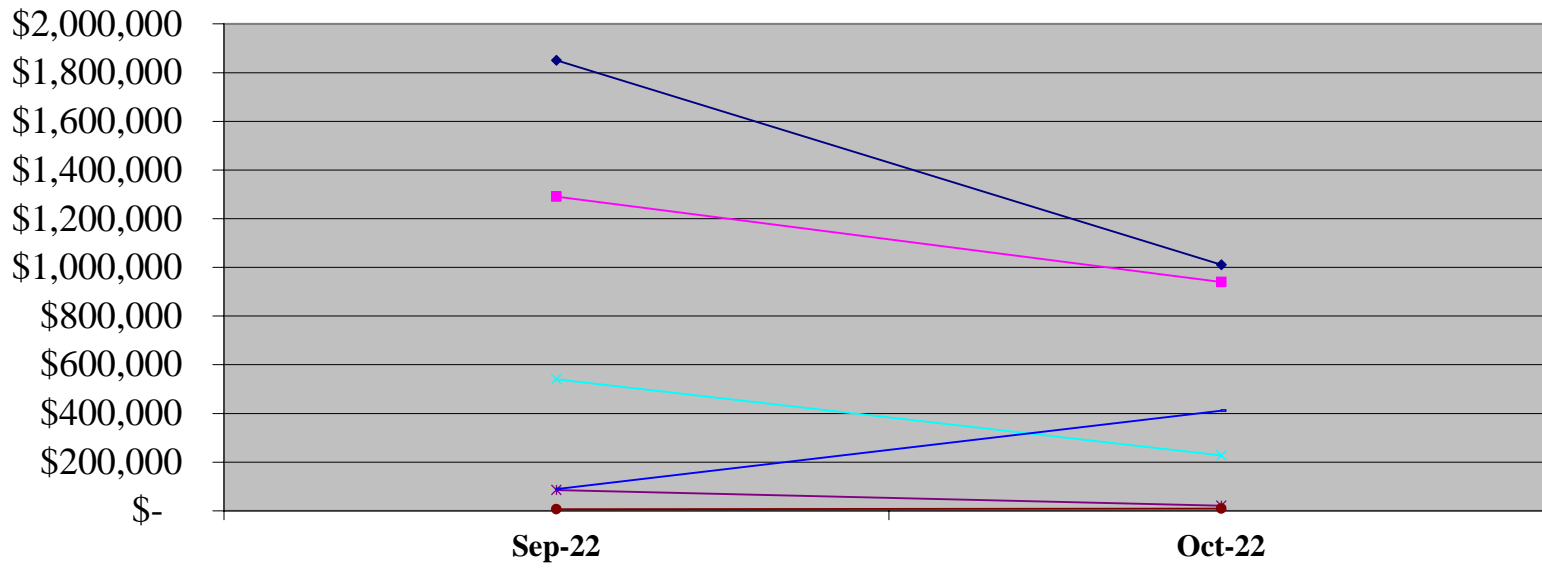
	<u>City</u>	<u>Township</u>	<u>Unaudited Total</u>
Operating revenues			
Water sales	\$ 496,341	\$ 2,363,938	\$ 2,860,279
Sewage disposal sales	420,230	1,809,151	2,229,381
Surcharges and other usage fees:			
Capital improvement surcharge	225,096	541,733	766,829
Construction reserve	9,996	96,075	106,071
Environmental reserve	-	14,975	14,975
Capital cost recovery	-	-	-
Other operating revenue	98,544	401,684	500,228
 Total operating revenue	 <u>1,250,207</u>	 <u>5,227,556</u>	 <u>6,477,763</u>
Operating expenses			
Water distribution	300,734	1,822,462	2,123,196
Wastewater treatment	666,850	2,029,664	2,696,514
Wastewater pump stations	42,084	151,282	193,366
Industrial surveillance	27,240	82,906	110,146
Transmission and distribution	331,620	1,077,245	1,408,865
Meter service	49,548	159,125	208,673
Customer accounting and collections	21,906	70,288	92,194
General and administration	66,238	202,106	268,344
Unallocated maintenance costs	(19)	19	-
 Total operating expenses	 <u>1,506,201</u>	 <u>5,595,097</u>	 <u>7,101,298</u>
 Operating income	 <u>(255,994)</u>	 <u>(367,541)</u>	 <u>(623,535)</u>
Non-operating income (expense)			
Investment earnings	9,346	127,923	137,269
Connection fees	-	8,953	8,953
Debt service contribution	-	-	-
Interest and amortization expense	(95,025)	(185,117)	(280,142)
Gain (loss) on disposal of capital assets	-	-	-
 Non-operating expense	 <u>(85,679)</u>	 <u>(48,241)</u>	 <u>(133,920)</u>
 Net income	 <u>(341,673)</u>	 <u>(415,782)</u>	 <u>(757,455)</u>
Capital contributions	<u>-</u>	<u>-</u>	<u>-</u>
 Change in net assets	 <u>(341,673)</u>	 <u>(415,782)</u>	 <u>(757,455)</u>

YPSILANTI COMMUNITY UTILITIES AUTHORITY
Schedule of Revenues, Expenses and Changes in Net Assets
Water and Wastewater Allocation
For the Two Months Ending October 31 2022

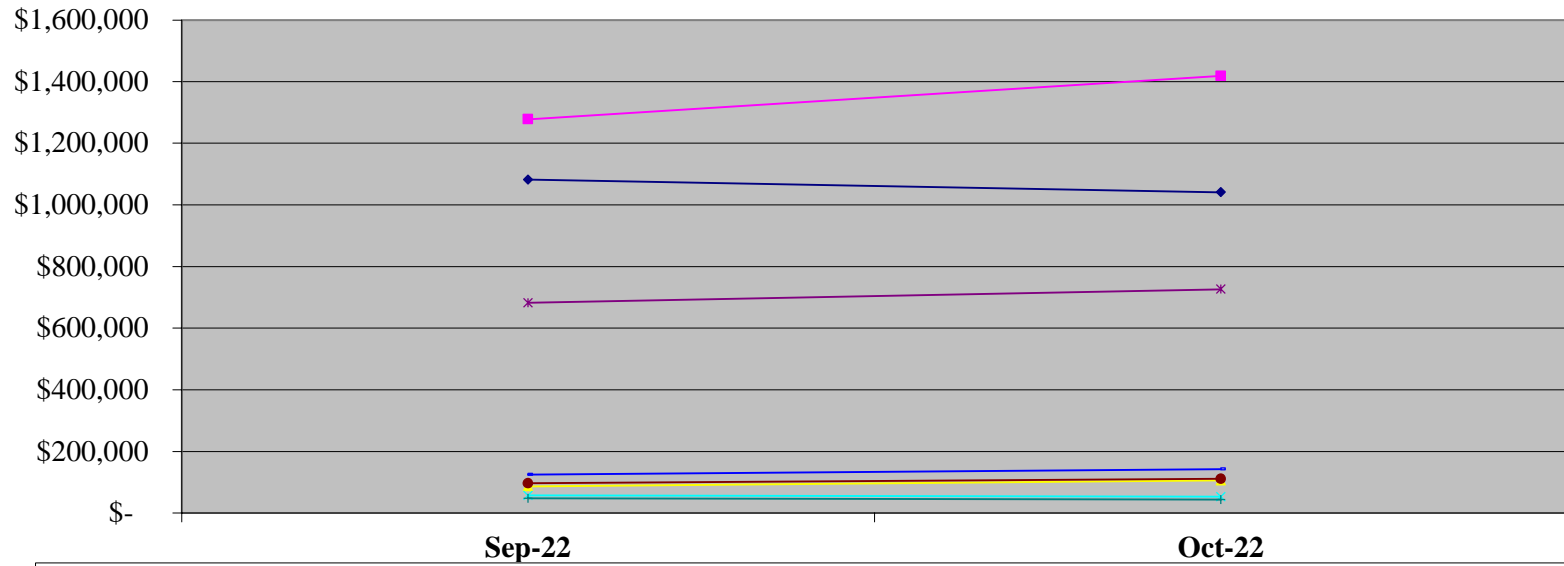
	<u>Water</u>	<u>Wastewater</u>	<u>Unaudited Total</u>
Operating revenues			
Water sales	\$ 2,860,279	\$ -	\$ 2,860,279
Sewage disposal sales	-	2,229,381	2,229,381
Surcharges and other usage fees:			
Capital improvement surcharge	417,547	349,282	766,829
Construction reserve	60,284	45,787	106,071
Environmental reserve	-	14,975	14,975
Capital cost recovery	-	-	-
Other operating revenue	11,026	489,202	500,228
	<u>3,349,136</u>	<u>3,128,627</u>	<u>6,477,763</u>
Operating expenses			
Water distribution	2,123,196	-	2,123,196
Wastewater treatment	-	2,696,514	2,696,514
Wastewater pump stations	-	193,366	193,366
Industrial surveillance	-	110,146	110,146
Transmission and distribution	739,853	669,012	1,408,865
Meter service	104,338	104,335	208,673
Customer accounting and collections	46,098	46,096	92,194
General and administration	117,837	150,507	268,344
Unallocated maintenance costs	956	(956)	-
	<u>3,132,278</u>	<u>3,969,020</u>	<u>7,101,298</u>
Total operating expenses	<u>3,132,278</u>	<u>3,969,020</u>	<u>7,101,298</u>
Operating income	<u>216,858</u>	<u>(840,393)</u>	<u>(623,535)</u>
Non-operating income (expense)			
Investment earnings	61,220	76,049	137,269
Connection fees	4,476	4,477	8,953
Debt service contribution	-	-	-
Interest and amortization expense	(28,724)	(251,418)	(280,142)
Gain (loss) on disposal of capital assets	-	-	-
	<u>36,972</u>	<u>(170,892)</u>	<u>(133,920)</u>
Non-operating expense	<u>36,972</u>	<u>(170,892)</u>	<u>(133,920)</u>
Net income	253,830	(1,011,285)	(757,455)
Capital contributions			
	-	-	-
Change in net assets	<u>\$ 253,830</u>	<u>\$ (1,011,285)</u>	<u>\$ (757,455)</u>

YPSILANTI COMMUNITY UTILITIES AUTHORITY								
Schedule of Revenues, Expenses and Changes in Net Assets						<i>Same Period</i>		
YTD Actual Summary				Curr '22-23		Prior '21-22	<i>Same Period</i>	
Fiscal Year 2022 - 2023		Sep-22	Oct-22	YTD	% of	YTD	Increase / (Decrease)	
		Actual	Actual	Actual	Sales	Actual	from Prior Year	
Operating Revenues								
Water sales	\$	1,850,354	\$ 1,009,925	\$ 2,860,279	44.2%	\$ 3,377,472	\$ (517,193)	-15.3%
Sewage disposal sales	\$	1,290,595	\$ 938,786	\$ 2,229,381	34.4%	\$ 3,019,269	\$ (789,888)	-26.2%
Surcharges and other usage fees:				\$ -	0.0%	\$ -	\$ -	
- Capital improvement surcharge	\$	540,381	\$ 226,448	\$ 766,829	11.8%	\$ 1,063,668	\$ (296,839)	-27.9%
- Construction reserve	\$	85,078	\$ 20,993	\$ 106,071	1.6%	\$ 47,868	\$ 58,203	121.6%
- Environmental reserve	\$	6,331	\$ 8,644	\$ 14,975	0.2%	\$ 23,309	\$ (8,334)	-35.8%
Other operating revenue	\$	88,980	\$ 411,248	\$ 500,228	7.7%	\$ 529,820	\$ (29,592)	-5.6%
Total Operating Revenue	\$	3,861,719	\$ 2,616,044	\$ 6,477,763	100.0%	\$ 8,061,406	\$ (1,583,643)	-19.6%
<i>Operating Rev, mix of year</i>		59.6%	40.4%	100.0%				
Operating Expenses								
Water distribution	\$	1,082,219	\$ 1,040,977	\$ 2,123,196	32.8%	\$ 2,086,950	\$ 36,246	1.7%
Wastewater treatment	\$	1,277,811	\$ 1,418,703	\$ 2,696,514	41.6%	\$ 2,733,019	\$ (36,505)	-1.3%
Wastewater pump stations	\$	87,052	\$ 106,314	\$ 193,366	3.0%	\$ 193,765	\$ (399)	-0.2%
Industrial surveillance	\$	57,147	\$ 52,999	\$ 110,146	1.7%	\$ 110,635	\$ (489)	-0.4%
Transmission and distribution	\$	682,304	\$ 726,561	\$ 1,408,865	21.7%	\$ 1,330,604	\$ 78,261	5.9%
Meter service	\$	97,050	\$ 111,623	\$ 208,673	3.2%	\$ 194,623	\$ 14,050	7.2%
Customer accounting and collections	\$	48,117	\$ 44,077	\$ 92,194	1.4%	\$ 92,440	\$ (246)	-0.3%
General and administration	\$	125,313	\$ 143,031	\$ 268,344	4.1%	\$ 279,871	\$ (11,527)	-4.1%
Unallocated Maintenance Expense				\$ -	0.0%	\$ -	\$ -	
Total Operating Expenses	\$	3,457,013	\$ 3,644,285	\$ 7,101,298	109.6%	\$ 7,021,907	\$ 79,391	1.1%
Operating Income (Expense) w/Deprec								
	\$	404,706	\$ (1,028,241)	\$ (623,535)	-9.6%	\$ 1,039,499	\$ (1,663,034)	-160.0%
<i>Operating Expense, as a % of sales</i>		89.5%	139.3%	109.6%		87.1%		
<i>Operating Expense, as a mix% of year</i>		48.7%	51.3%	100.0%				
<i>Depreciation Note (non-cash):</i>		\$ 1,100,000		\$ 1,100,000	17.0%	\$ 12,100,000	\$ (11,000,000)	-90.9%
Operating Income (Expense) w/o Deprec								
	\$	1,504,706	\$ (1,028,241)	\$ 476,465	7.4%	\$ 13,139,499	\$ (12,663,034)	-96.4%
<i>Operating Inc (Exp), % of sales</i>		39.0%	-39.3%	7.4%		163.0%		
<i>Operating Inc (Exp), mix of year</i>		315.8%	-215.8%	100.0%				
Non-Operating Income (Expense)								
Investment earnings	\$	17,499	\$ 119,770	\$ 137,269	2.1%	\$ 87,433	\$ 49,836	57.0%
Connection fees	\$	7,824	\$ 1,129	\$ 8,953	0.1%	\$ 12,970	\$ (4,017)	-31.0%
Debt service contribution	\$	-	\$ -	\$ -	0.0%	\$ -	\$ -	
Interest and amortization expense	\$	(140,072)	\$ (140,070)	\$ (280,142)	-4.3%	\$ (280,142)	\$ -	0.0%
Gain (loss) on disposal (incl Bridge Rd Demo)			\$ -	\$ -	0.0%	\$ -	\$ -	
Non-Operating Income (Expense)	\$	(114,749)	\$ (19,171)	\$ (133,920)	-2.1%	\$ (179,739)	\$ 45,819	-25.5%
Net Income (Loss)								
	\$	289,957	\$ (1,047,412)	\$ (757,455)	-11.7%	\$ 859,760	\$ (1,617,215)	-188.1%
Capital Contributions				\$ -	0.0%	\$ -	\$ -	
Change in Net Assets	\$	289,957	\$ (1,047,412)	\$ (757,455)	-11.7%	\$ 859,760	\$ (1,617,215)	-188.1%

Sales by Month



Cost by Dept by Month



YPSILANTI COMMUNITY UTILITIES AUTHORITY
Schedule of Revenues and Expenses
Water and Wastewater Allocation by Member
For the Two Months Ending October 31 2022

	City			Township			Unaudited Total
	Water	Wastewater	Total	Water	Wastewater	Total	
Operating revenues							
Water sales	\$ 496,341	\$ -	\$ 496,341	\$ 2,363,938	\$ -	\$ 2,363,938	\$ 2,860,279
Sewage disposal sales	-	420,230	420,230	-	1,809,151	1,809,151	2,229,381
Surcharges and other usage fees:							
Capital improvement surcharge	108,001	117,095	225,096	309,546	232,187	541,733	766,829
Construction reserve	5,185	4,811	9,996	55,099	40,976	96,075	106,071
Environmental reserve	-	-	-	-	14,975	14,975	14,975
Capital cost recovery	-	-	-	-	-	-	-
Other operating revenue	6,037	92,507	98,544	4,989	396,695	401,684	500,228
Total operating revenue	615,564	634,643	1,250,207	2,733,572	2,493,984	5,227,556	6,477,763
Operating expenses							
Water distribution	300,734	-	300,734	1,822,462	-	1,822,462	2,123,196
Wastewater treatment	-	666,850	666,850	-	2,029,664	2,029,664	2,696,514
Wastewater pump stations	-	42,084	42,084	-	151,282	151,282	193,366
Industrial surveillance	-	27,240	27,240	-	82,906	82,906	110,146
Transmission and distribution	223,558	108,062	331,620	516,295	560,950	1,077,245	1,408,865
Meter service	24,776	24,772	49,548	79,565	79,560	159,125	208,673
Customer accounting and collections	10,955	10,951	21,906	35,147	35,141	70,288	92,194
General and administration	28,484	37,754	66,238	86,164	115,942	202,106	268,344
Unallocated maintenance costs	222	(240)	(18)	734	(716)	18	-
Total operating expenses	588,729	917,473	1,506,202	2,540,367	3,054,729	5,595,096	7,101,298
Operating income (expense)	26,835	(282,830)	(255,995)	193,205	(560,745)	(367,540)	(623,535)
Non-operating income (expense)							
Investment earnings	3,294	6,052	9,346	57,926	69,997	127,923	137,269
Connection fees	-	-	-	4,476	4,477	8,953	8,953
Debt service contribution	-	-	-	-	-	-	-
Interest and amortization expense	(19,853)	(75,172)	(95,025)	(8,871)	(176,246)	(185,117)	(280,142)
Gain (loss) on disposal of capital assets	-	-	-	-	-	-	-
Non-operating expense	(16,559)	(69,120)	(85,679)	53,531	(101,772)	(48,241)	(133,920)
Net income (loss)	10,276	(351,950)	(341,674)	246,736	(662,517)	(415,781)	(757,455)
Capital contributions	-	-	-	-	-	-	-
Change in net assets	\$ 10,276	\$ (351,950)	\$ (341,674)	\$ 246,736	\$ (662,517)	\$ (415,781)	\$ (757,455)

YPSILANTI COMMUNITY UTILITIES AUTHORITY
Schedule of Revenues, Expenses and Changes in Net Assets
Budget and Actual Summary
For the Two Months Ending October 31 2022
unaudited

	Total			City		Township		Water		Wastewater	
	FY Budget	Actual	YTD %	Actual	YTD %	Actual	YTD %	Actual	YTD %	Actual	YTD %
Operating revenues											
Water sales	\$ 16,729,096	\$ 2,860,279	17.1%	\$ 496,341	27.2%	\$ 2,363,938	15.9%	\$ 2,860,279	24.2%	\$ -	0.0%
Sewage disposal sales	18,122,604	2,229,381	12.3%	420,230	12.0%	1,809,151	12.4%	-	-	\$ 2,229,381	12.3%
Surcharges and other usage fees	4,175,338	887,875	21.3%	235,092	7.6%	652,783	59.7%	477,831	23.2%	410,044	19.4%
Capital improvement surcharge	3,785,858	766,829	20.3%	225,096	-	541,733	-	417,547	-	349,282	9.2%
Construction reserve	308,693	106,071	34.4%	9,996	-	96,075	-	60,284	-	45,787	14.8%
Environmental reserve	80,787	14,975	18.5%	-	-	14,975	-	-	-	14,975	18.5%
Capital cost recovery	-	-	-	-	-	-	-	-	-	-	-
Other operating revenue	1,514,992	500,228	33.0%	98,544	26.0%	401,684	35.4%	11,026	2.5%	489,202	45.8%
Total operating revenue	40,542,030	6,477,763	16.0%	1,250,207	14.2%	5,227,556	16.5%	3,349,136	23.4%	3,128,627	11.1%
Operating expenses											
Water distribution	11,802,800	2,123,196	18.0%	300,734	24.5%	1,822,462	17.2%	2,123,196	26.4%	-	0.0%
Wastewater treatment	17,292,364	2,696,514	15.6%	666,850	16.1%	2,029,664	15.4%	-	-	2,696,514	15.6%
Wastewater pump stations	1,444,164	193,366	13.4%	42,084	20.9%	151,282	12.2%	-	-	193,366	13.4%
Industrial surveillance	463,796	110,146	23.7%	27,240	29.5%	82,906	22.3%	-	-	110,146	23.7%
Transmission and distribution	8,048,671	1,408,865	17.5%	331,620	17.9%	1,077,245	17.4%	739,853	25.5%	669,012	13.0%
Meter service	1,195,179	208,673	17.5%	49,548	14.2%	159,125	18.8%	104,338	12.9%	104,335	27.2%
Customer accounting and collections	660,466	92,194	14.0%	21,906	10.7%	70,288	15.4%	46,098	9.9%	46,096	23.5%
General and administration	2,081,043	268,344	12.9%	66,238	11.4%	202,106	13.5%	117,837	8.9%	150,507	19.8%
Unallocated maintenance costs	-	-	-	(18)	-	18	-	956	-	(956)	-
Total operating expenses	42,988,483	7,101,298	16.5%	1,506,202	17.4%	5,595,096	16.3%	3,132,278	23.1%	3,969,020	13.5%
Operating income (expense)	(2,446,453)	(623,535)	25.5%	(255,995)	-180.1%	(367,540)	14.2%	216,858	29.0%	(840,393)	73.9%
Non-operating income (expense)											
Investment earnings	250,000	137,269	54.9%	9,346	3.7%	127,923	-	61,220	24.5%	76,049	-
Connection fees	5,000	8,953	179.1%	-	0.0%	8,953	-179.1%	4,476	4.0%	4,477	-4.2%
Debt service contribution	-	-	-	-	-	-	-	-	-	-	-
Interest and amortization expense	(2,155,820)	(280,142)	13.0%	(95,025)	7.4%	(185,117)	21.4%	(28,724)	-1.9%	(251,418)	6.9%
Gain (loss) on disposal of capital assets	-	-	-	-	-	-	-	-	-	-	-
Non-operating expense	(1,900,820)	(133,920)	7.0%	(85,679)	8.3%	(48,241)	5.5%	36,972	2.0%	(170,892)	4.6%
Net income (loss)	(4,347,273)	(757,455)	17.4%	(341,674)	38.5%	(415,781)	12.0%	253,830	9.8%	(1,011,285)	20.7%
Capital contributions	-	-	-	-	-	-	-	-	-	-	-
Change in net assets	\$ (4,347,273)	\$ (757,455)	17.4%	\$ (341,674)	38.5%	\$ (415,781)	12.0%	\$ 253,830	9.8%	\$ (1,011,285)	20.7%

YPSILANTI COMMUNITY UTILITIES AUTHORITY
Schedule of Revenues, Expenses and Changes in Net Assets
YTD Actual Summary
Fiscal Year 2021 - 2022
Income Statements

	Period 1 September YTD					Period 2 October YTD				
	Total Actual	City Actual	Township Actual	Water Actual	WW Actual	Total Actual	City Actual	Township Actual	Water Actual	WW Actual
Operating revenues										
Water sales	\$ 1,850,354	\$ 396,687	\$ 1,453,667	\$ 1,850,354		\$ 2,860,279	\$ 496,341	\$ 2,363,938	\$ 2,860,279	
Sewage disposal sales	\$ 1,290,595	\$ 277,808	\$ 1,012,787		\$ 1,290,595	\$ 2,229,381	\$ 420,230	\$ 1,809,151		\$ 2,229,381
Surcharges and other usage fees	\$ 631,790	\$ 183,298	\$ 448,492	\$ 340,979	\$ 290,811	\$ 887,875	\$ 235,092	\$ 652,783	\$ 477,831	\$ 410,044
Capital improvement surcharge	\$ 540,381	\$ 177,782	\$ 362,599	\$ 292,489	\$ 247,892	\$ 766,829	\$ 225,096	\$ 541,733	\$ 417,547	\$ 349,282
Construction reserve	\$ 85,078	\$ 5,516	\$ 79,562	\$ 48,490	\$ 36,588	\$ 106,071	\$ 9,996	\$ 96,075	\$ 60,284	\$ 45,787
Environmental reserve	\$ 6,331		\$ 6,331		\$ 6,331	\$ 14,975		\$ 14,975		\$ 14,975
Other operating revenue	\$ 88,980	\$ 8,974	\$ 80,006	\$ 7,141	\$ 81,839	\$ 500,228	\$ 98,544	\$ 401,684	\$ 11,026	\$ 489,202
Total operating revenue	\$ 3,861,719	\$ 866,767	\$ 2,994,952	\$ 2,198,474	\$ 1,663,245	\$ 6,477,763	\$ 1,250,207	\$ 5,227,556	\$ 3,349,136	\$ 3,128,627
Operating expenses										
Water distribution	\$ 1,082,219	\$ 152,616	\$ 929,603	\$ 1,082,219		\$ 2,123,196	\$ 300,734	\$ 1,822,462	\$ 2,123,196	
Wastewater treatment	\$ 1,277,811	\$ 316,003	\$ 961,808		\$ 1,277,811	\$ 2,696,514	\$ 666,850	\$ 2,029,664		\$ 2,696,514
Wastewater pump stations	\$ 87,052	\$ 20,353	\$ 66,699		\$ 87,052	\$ 193,366	\$ 42,084	\$ 151,282		\$ 193,366
Industrial surveillance	\$ 57,147	\$ 14,131	\$ 43,016		\$ 57,147	\$ 110,146	\$ 27,240	\$ 82,906		\$ 110,146
Transmission and distribution	\$ 682,304	\$ 160,678	\$ 521,626	\$ 360,157	\$ 322,147	\$ 1,408,865	\$ 331,620	\$ 1,077,245	\$ 739,853	\$ 669,012
Meter service	\$ 97,050	\$ 23,041	\$ 74,009	\$ 48,527	\$ 48,523	\$ 208,673	\$ 49,548	\$ 159,125	\$ 104,338	\$ 104,335
Customer accounting and collections	\$ 48,117	\$ 11,432	\$ 36,685	\$ 24,059	\$ 24,058	\$ 92,194	\$ 21,906	\$ 70,288	\$ 46,098	\$ 46,096
General and administration	\$ 125,313	\$ 30,686	\$ 94,627	\$ 55,549	\$ 69,764	\$ 268,344	\$ 66,238	\$ 202,106	\$ 117,837	\$ 150,507
Unallocated Maintenance Costs	\$ -					\$ -				
Total operating expenses	\$ 3,457,013	\$ 728,940	\$ 2,728,073	\$ 1,570,511	\$ 1,886,502	\$ 7,101,298	\$ 1,506,220	\$ 5,595,078	\$ 3,131,322	\$ 3,969,976
Operating income (expense)	\$ 404,706	\$ 137,827	\$ 266,879	\$ 627,963	\$ (223,257)	\$ (623,535)	\$ (256,013)	\$ (367,522)	\$ 217,814	\$ (841,349)
Non-operating income (expense)										
Investment earnings	\$ 17,499	\$ 3,721	\$ 13,778	\$ 7,560	\$ 9,939	\$ 137,269	\$ 9,346	\$ 127,923	\$ 61,220	\$ 76,049
Connection fees	\$ 7,824		\$ 7,824	\$ 3,912	\$ 3,912	\$ 8,953		\$ 8,953	\$ 4,476	\$ 4,477
Debt service contribution	\$ -					\$ -				
Interest and amortization expense	\$ (140,072)	\$ (47,513)	\$ (92,559)	\$ (14,363)	\$ (125,709)	\$ (280,142)	\$ (95,025)	\$ (185,117)	\$ (28,724)	\$ (251,418)
Gain (loss) on disposal (incl Bridge Rd Demo)	\$ -					\$ -				
Non-operating expense	\$ (114,749)	\$ (43,792)	\$ (70,957)	\$ (2,891)	\$ (111,858)	\$ (133,920)	\$ (85,679)	\$ (48,241)	\$ 36,972	\$ (170,892)
Net income (loss)	\$ 289,957	\$ 94,035	\$ 195,922	\$ 625,072	\$ (335,115)	\$ (757,455)	\$ (341,692)	\$ (415,763)	\$ 254,786	\$ (1,012,241)
Capital contributions	\$ -	\$ -	\$ -	\$ -	\$ -	\$ -	\$ -	\$ -	\$ -	\$ -
Change in net assets	\$ 289,957	\$ 94,035	\$ 195,922	\$ 625,072	\$ (335,115)	\$ (757,455)	\$ (341,692)	\$ (415,763)	\$ 254,786	\$ (1,012,241)

YPSILANTI COMMUNITY UTILITIES AUTHORITY

Schedule of Revenues, Expenses and Changes in Net Assets

Monthly Actual Summary

Fiscal Year 2021 - 2022

Income Statement

	Period 1					Period 2				
	September Month					October Month				
	Total Actual	City Actual	Township Actual	Water Actual	WW Actual	Total Actual	City Actual	Township Actual	Water Actual	WW Actual
Operating revenues										
Water sales	\$ 1,850,354	\$ 396,687	\$ 1,453,667	\$ 1,850,354	\$ -	\$ 1,009,925	\$ 99,654	\$ 910,271	\$ 1,009,925	\$ -
Sewage disposal sales	\$ 1,290,595	\$ 277,808	\$ 1,012,787	\$ -	\$ 1,290,595	\$ 938,786	\$ 142,422	\$ 796,364	\$ -	\$ 938,786
Surcharges and other usage fees	\$ 631,790	\$ 183,298	\$ 448,492	\$ 340,979	\$ 290,811	\$ 256,085	\$ 51,794	\$ 204,291	\$ 136,852	\$ 119,233
<i>Capital improvement surcharge</i>	\$ 540,381	\$ 177,782	\$ 362,599	\$ 292,489	\$ 247,892	\$ 226,448	\$ 47,314	\$ 179,134	\$ 125,058	\$ 101,390
<i>Construction reserve</i>	\$ 85,078	\$ 5,516	\$ 79,562	\$ 48,490	\$ 36,588	\$ 20,993	\$ 4,480	\$ 16,513	\$ 11,794	\$ 9,199
<i>Environmental reserve</i>	\$ 6,331	\$ -	\$ 6,331	\$ -	\$ 6,331	\$ 8,644	\$ -	\$ 8,644	\$ -	\$ 8,644
<i>Capital cost recovery</i>	\$ -	\$ -	\$ -	\$ -	\$ -	\$ -	\$ -	\$ -	\$ -	\$ -
Other operating revenue	\$ 88,980	\$ 8,974	\$ 80,006	\$ 7,141	\$ 81,839	\$ 411,248	\$ 89,570	\$ 321,678	\$ 3,885	\$ 407,363
Sales discounts	\$ -	\$ -	\$ -	\$ -	\$ -	\$ -	\$ -	\$ -	\$ -	\$ -
Total operating revenue	\$ 3,861,719	\$ 866,767	\$ 2,994,952	\$ 2,198,474	\$ 1,663,245	\$ 2,616,044	\$ 383,440	\$ 2,232,604	\$ 1,150,662	\$ 1,465,382
Operating expenses										
Water distribution	\$ 1,082,219	\$ 152,616	\$ 929,603	\$ 1,082,219	\$ -	\$ 1,040,977	\$ 148,118	\$ 892,859	\$ 1,040,977	\$ -
Wastewater treatment	\$ 1,277,811	\$ 316,003	\$ 961,808	\$ -	\$ 1,277,811	\$ 1,418,703	\$ 350,847	\$ 1,067,856	\$ -	\$ 1,418,703
Wastewater pump stations	\$ 87,052	\$ 20,353	\$ 66,699	\$ -	\$ 87,052	\$ 106,314	\$ 21,731	\$ 84,583	\$ -	\$ 106,314
Industrial surveillance	\$ 57,147	\$ 14,131	\$ 43,016	\$ -	\$ 57,147	\$ 52,999	\$ 13,109	\$ 39,890	\$ -	\$ 52,999
Transmission and distribution	\$ 682,304	\$ 160,678	\$ 521,626	\$ 360,157	\$ 322,147	\$ 726,561	\$ 170,942	\$ 555,619	\$ 379,696	\$ 346,865
Meter service	\$ 97,050	\$ 23,041	\$ 74,009	\$ 48,527	\$ 48,523	\$ 111,623	\$ 26,507	\$ 85,116	\$ 55,811	\$ 55,812
Customer accounting and collections	\$ 48,117	\$ 11,432	\$ 36,685	\$ 24,059	\$ 24,058	\$ 44,077	\$ 10,474	\$ 33,603	\$ 22,039	\$ 22,038
General and administration	\$ 125,313	\$ 30,686	\$ 94,627	\$ 55,549	\$ 69,764	\$ 143,031	\$ 35,552	\$ 107,479	\$ 62,288	\$ 80,743
Unallocated Maintenance Expense	\$ -	\$ -	\$ -	\$ -	\$ -	\$ -	\$ -	\$ -	\$ -	\$ -
Total operating expenses	\$ 3,457,013	\$ 728,940	\$ 2,728,073	\$ 1,570,511	\$ 1,886,502	\$ 3,644,285	\$ 777,280	\$ 2,867,005	\$ 1,560,811	\$ 2,083,474
Operating income (expense)	\$ 404,706	\$ 137,827	\$ 266,879	\$ 627,963	\$ (223,257)	\$ (1,028,241)	\$ (393,840)	\$ (634,401)	\$ (410,149)	\$ (618,092)
Non-operating income (expense)										
Investment earnings	\$ 17,499	\$ 3,721	\$ 13,778	\$ 7,560	\$ 9,939	\$ 119,770	\$ 5,625	\$ 114,145	\$ 53,660	\$ 66,110
Connection fees	\$ 7,824	\$ -	\$ 7,824	\$ 3,912	\$ 3,912	\$ 1,129	\$ -	\$ 1,129	\$ 564	\$ 565
Debt service contribution	\$ -	\$ -	\$ -	\$ -	\$ -	\$ -	\$ -	\$ -	\$ -	\$ -
Interest and amortization expense	\$ (140,072)	\$ (47,513)	\$ (92,559)	\$ (14,363)	\$ (125,709)	\$ (140,070)	\$ (47,512)	\$ (92,558)	\$ (14,361)	\$ (125,709)
Gain (loss) on disposal of capital assets	\$ -	\$ -	\$ -	\$ -	\$ -	\$ -	\$ -	\$ -	\$ -	\$ -
Non-operating expense	\$ (114,749)	\$ (43,792)	\$ (70,957)	\$ (2,891)	\$ (111,858)	\$ (19,171)	\$ (41,887)	\$ 22,716	\$ 39,863	\$ (59,034)
Net income (loss)	\$ 289,957	\$ 94,035	\$ 195,922	\$ 625,072	\$ (335,115)	\$ (1,047,412)	\$ (435,727)	\$ (611,685)	\$ (370,286)	\$ (677,126)
Capital contributions	\$ -	\$ -	\$ -	\$ -	\$ -	\$ -	\$ -	\$ -	\$ -	\$ -
Change in net assets	\$ 289,957	\$ 94,035	\$ 195,922	\$ 625,072	\$ (335,115)	\$ (1,047,412)	\$ (435,727)	\$ (611,685)	\$ (370,286)	\$ (677,126)



New Business

YCUA - Last Ten Years Ranked

(in 100 cubic ft) Month of August			
Water		Sewer	
Year	Total	Year	Total
October 2018	435,510	October 2019	932,706
October 2016	420,753	October 2020	876,272
October 2019	407,075	October 2022	853,731
October 2017	393,874	October 2017	840,624
October 2015	386,205	October 2018	824,922
October 2014	385,320	October 2021	807,818
October 2023	373,108	October 2016	738,338
October 2021	368,108	October 2023	736,681
October 2020	354,872	October 2015	714,099
October 2022	341,359	October 2014	681,646

(in 100 cubic ft) First Two Months			
Water		Sewer	
Year	Total	Year	Total
First Two Months FY 2018	918,159	First Two Months FY 2022	2,033,295
First Two Months FY 2016	897,255	First Two Months FY 2019	1,817,706
First Two Months FY 2022	888,911	First Two Months FY 2020	1,712,715
First Two Months FY 2017	875,079	First Two Months FY 2021	1,671,979
First Two Months FY 2019	868,135	First Two Months FY 2017	1,632,899
First Two Months FY 2023	857,038	First Two Months FY 2018	1,590,822
First Two Months FY 2014	845,399	First Two Months FY 2023	1,504,949
First Two Months FY 2021	831,464	First Two Months FY 2016	1,498,224
First Two Months FY 2015	828,248	First Two Months FY 2015	1,448,560
First Two Months FY 2020	811,311	First Two Months FY 2014	1,383,935



Other Business

**YCUA RESOLUTION NO. 22-15 ANNOUNCING
THE RETIREMENT OF MUTREY “PETE” RICHARDSON AND
COMMENDING HIM FOR HIS SERVICE**

Minutes of a meeting of the Board of Commissioners of the Ypsilanti Community Utilities Authority, County of Washtenaw, Michigan, held in the Authority, on the 16th day of November 2022 at 3:00 o'clock p.m., prevailing Eastern Time.

PRESENT: Commissioners _____

ABSENT: Commissioners _____

The following preamble and resolution were offered by Commissioner _____ and supported by Commissioner _____.

WHEREAS, Mutrey “Pete” Richardson, an employee of the Ypsilanti Community Utilities Authority, has completed twenty-seven (27) years of service to the Authority; and

WHEREAS, Mutrey “Pete” Richardson has requested retirement as of December 1, 2022.

NOW, THEREFORE, BE IT RESOLVED THAT the Board of Commissioners of the Ypsilanti Community Utilities Authority commends Mutrey “Pete” Richardson for his accomplishments and years of service to the Authority and expresses its appreciation to him.

BE IT FURTHER RESOLVED THAT a suitably inscribed copy of this Resolution of Retirement be sent to Mutrey “Pete” Richardson as an expression of the Board’s sincere appreciation for his years of service and the desire to convey its best wishes for good health and happiness in his retirement.

AYES: Commissioners _____

NAYS: Commissioners _____

RESOLUTION DECLARED ADOPTED.

JON R. ICHECO, Secretary - Treasurer

I hereby certify that the attached is a true and complete copy of a resolution adopted by the Board of Commissioners of the Ypsilanti Community Utilities Authority, County of Washtenaw, State of Michigan, at a meeting held on the 16th day of November 2022 and that public notice of said meeting was given pursuant to and in full compliance with Act No. 267, Public Acts of Michigan, 1976 and that minutes of the meeting were kept and will be or have been made available as required by said Act.

JON R. ICHESCO, Secretary - Treasurer



Statements and Checks



CASH REQUIREMENTS
Board Meeting -November 16, 2022

ACH/WIRE TRANSFERS

Date	Description	Amount
		\$ -
Total		\$ -

HEALTH INSURANCE FUNDING

Date	Description	Amount
10/01/22-10/15/22	RxBenefits	\$ 20,735.98
10/16/22-10/31/22	RxBenefits	\$ 57,104.76
	RxBenefits	\$ -
10/12/22 -10/18/22	Trustmark	\$ 28,908.86
10/19/22 - 10/25/22	Trustmark	\$ 21,202.25
10/26/22 - 11/01/22	Trustmark	\$ 50,014.01
11/02/22 - 11/8/22	Trustmark	\$ 38,874.48
		\$ -
		\$ -
10/1/2022	Trustmark (Admin Fees)	\$ 47,639.46
		\$ -
Total		\$ 243,743.82

PAYROLL FUNDING

Date	Amount	
10/26/2022	\$ 171,994.72	
11/2/2022	\$ 139,082.17	
11/9/2022	\$ 219,657.40	
	\$ -	
	\$ -	
	\$ -	
	\$ -	
	\$ -	
	\$ -	
Total		\$ 530,734.29

OFFICE CHECKS-Payments Released

Date	Amount	
10/27/2022-11/16/2022	\$ 63,430.53	
	\$ -	
	\$ -	
	\$ -	
Total		\$ 63,430.53

ACCOUNTS PAYABLE-Payments not Released (Awaiting Board Approval)

Date	Amount	
10/27/2022-11/16/2022	\$ 3,136,451.01	
Total		\$ 3,136,451.01

Final TOTAL \$ 3,974,359.65

Board Approval

Michael Bodary, Chair

Keith P. Jason, Vice-Chair

Jon R. Ichesco, Secretary-Treasurer

Gloria Peterson

Larry J. Doe

Report Criteria:

Summary report.
Invoices with totals above \$0 included.
Only paid invoices included.
Invoice.Batch = "offck","APACH"

Vendor	Vendor Name	Invoice Number	Description	Invoice Date	Net Invoice Amount	Amount Paid	Date Paid	Voided
2894								
2894	AMAZON	1YV6-DJC4-6MG1	paying am	08/10/2022	99.14	99.14	11/07/2022	
2894	AMAZON	177K-FK17-6VHR	paying am	08/17/2022	103.49	103.49	11/07/2022	
Total 2894:					202.63	202.63		
90102523								
90102	Ann Arbor Office Repair LLC	30220	WWTP	07/07/2022	238.28	238.28	11/03/2022	
90102	Ann Arbor Office Repair LLC	30221	Customer	07/07/2022	50.00	50.00	11/03/2022	
90102	Ann Arbor Office Repair LLC	30223	Service Ce	07/07/2022	133.58	133.58	11/03/2022	
90102	Ann Arbor Office Repair LLC	30222	Maintenan	07/07/2022	50.00	50.00	11/03/2022	
90102	Ann Arbor Office Repair LLC	30214	Serice call	06/15/2022	715.00	715.00	11/03/2022	
90102	Ann Arbor Office Repair LLC	61035	wwtp	11/01/2022	276.12	276.12	11/02/2022	
90102	Ann Arbor Office Repair LLC	61040	Customer	11/02/2022	175.88	175.88	11/02/2022	
90102	Ann Arbor Office Repair LLC	61037	Service Ce	11/01/2022	202.81	202.81	11/02/2022	
90102	Ann Arbor Office Repair LLC	61036	Maintenan	11/01/2022	50.00	50.00	11/02/2022	
90102	Ann Arbor Office Repair LLC	61038	Customer	11/01/2022	50.00	50.00	11/02/2022	
90102	Ann Arbor Office Repair LLC	30219	Admin met	07/07/2022	96.28	96.28	11/03/2022	
Total 90102523:					2,037.95	2,037.95		
90103703								
90103	Beck, Hannah	101922	cold weath	10/19/2022	265.00	265.00	11/03/2022	
Total 90103703:					265.00	265.00		
1759								
1759	Blackburn Jr, Luther	10102022	WEFTEC	10/10/2022	1,625.42	1,625.42	11/07/2022	
Total 1759:					1,625.42	1,625.42		
90102362								
90102	Bodary, Michael V	102722	board	10/27/2022	75.00	75.00	11/03/2022	
Total 90102362:					75.00	75.00		
1698								
1698	City of Ypsilanti	202210073924	major Row	10/07/2022	130.00	130.00	11/03/2022	
1698	City of Ypsilanti	202210213939	local row p	10/21/2022	130.00	130.00	11/03/2022	
Total 1698:					260.00	260.00		
90102940								
90102	Comcast	3501 HAGERTY 1022	Engineerin	10/20/2022	79.11	79.11	11/02/2022	
90102	Comcast	2635 BRIDGE 1022	T & D	10/23/2022	78.96	78.96	11/02/2022	
Total 90102940:					158.07	158.07		
2893								
2893	Cummins Sales and Service	S6-96866	after hours	10/19/2022	1,471.47	1,471.47	11/07/2022	
2893	Cummins Sales and Service	S6-96868	Labor	10/18/2022	558.75	558.75	11/07/2022	

Vendor	Vendor Name	Invoice Number	Description	Invoice Date	Net Invoice Amount	Amount Paid	Date Paid	Voided
Total 2893:					2,030.22	2,030.22		
90102527								
90102	Dessellier, Chris	103122	safety foot	10/31/2022	114.99	114.99	11/03/2022	
Total 90102527:					114.99	114.99		
90103501								
90103	Doe, Lawrence	102722	Board Mee	10/27/2022	75.00	75.00	11/03/2022	
Total 90103501:					75.00	75.00		
90103626								
90103	DTE	2445 HURON RIVER DR 1	2445 HUR	10/21/2022	143.67	143.67	11/03/2022	
Total 90103626:					143.67	143.67		
1193								
1193	DTE ENERGY	6988 MCKEAN 1022	6988 MCK	10/20/2022	14.92	14.92	11/03/2022	
1193	DTE ENERGY	776 TYLER 1022	776 TYLE	10/21/2022	54.95	54.95	11/03/2022	
1193	DTE ENERGY	4998 W CLARK 1022	4998 W CL	10/21/2022	14.79	14.79	11/03/2022	
1193	DTE ENERGY	2250 GOLFSIDE 1022	2250 GOL	10/21/2022	14.79	14.79	11/03/2022	
1193	DTE ENERGY	2960 ELLSWORTH RD 10	2960 ELLS	10/19/2022	1,136.27	1,136.27	11/02/2022	
1193	DTE ENERGY	2635 BRIDGE 1022	2635 BRID	10/09/2022	5,853.29	5,853.29	11/02/2022	
1193	DTE ENERGY	850 S HEWITT 1022	850 S HE	10/18/2022	148.93	148.93	11/02/2022	
1193	DTE ENERGY	1821 W MICHIGAN AVE 1	1821 W MI	10/19/2022	46.56	46.56	11/02/2022	
1193	DTE ENERGY	7527 TEXTILE 1022	7527 TEX	10/20/2022	1,846.24	1,846.24	11/03/2022	
1193	DTE ENERGY	6929 MERRITT 1022	6929 MER	10/20/2022	8,671.14	8,671.14	11/03/2022	
1193	DTE ENERGY	740 S GROVE 1022	740 S GR	10/21/2022	35.51	35.51	11/02/2022	
1193	DTE ENERGY	2325 STATE 1022	2325 STAT	10/21/2022	76.71	76.71	11/02/2022	
1193	DTE ENERGY	1590 JAY 1022	1590 JAY	10/21/2022	187.98	187.98	11/02/2022	
1193	DTE ENERGY	20 BROADMOOR 1022	20 BROAD	10/21/2022	83.85	83.85	11/02/2022	
1193	DTE ENERGY	2476 GOLFSIDE 1022	2476 GOL	10/21/2022	482.41	482.41	11/02/2022	
1193	DTE ENERGY	3201 E BEMIS 1022	3201 E BE	10/17/2022	16.87	16.87	11/02/2022	
Total 1193:					18,685.21	18,685.21		
90100332								
90100	ESRI	94339707	1 Year Sm	10/06/2022	25,000.00	25,000.00	11/03/2022	
Total 90100332:					25,000.00	25,000.00		
90103249								
90103	Fugate, Tanner	102522	safety foot	10/25/2022	249.99	249.99	11/03/2022	
Total 90103249:					249.99	249.99		
90100567								
90100	Holland, Shaun	101722	Cold weath	10/17/2022	265.00	265.00	11/03/2022	
Total 90100567:					265.00	265.00		
90102676								
90102	Ichesco, Jon R	102722	Board Me	10/27/2022	75.00	75.00	11/03/2022	

Vendor	Vendor Name	Invoice Number	Description	Invoice Date	Net Invoice Amount	Amount Paid	Date Paid	Voided
Total 90102676:					75.00	75.00		
2910								
2910	Knapp, Harold	102422	Cold weath	10/24/2022	108.00	108.00	11/03/2022	
Total 2910:					108.00	108.00		
90102744								
90102	Konica Minolta Business Solution	1054733	monthly fe	11/01/2022	10,177.00	10,177.00	11/03/2022	
Total 90102744:					10,177.00	10,177.00		
90102513								
90102	Michigan Office Solutions	IN3841997	Engineerin	08/30/2022	1,052.38	1,052.38	11/02/2022	
Total 90102513:					1,052.38	1,052.38		
1690								
1690	Nichols, Donald M	103122	cold weath	10/31/2022	15.01	15.01	11/03/2022	
Total 1690:					15.01	15.01		
90103441								
90103	Peterson, Gloria C	102722	board mee	10/27/2022	75.00	75.00	11/03/2022	
Total 90103441:					75.00	75.00		
90103589								
90103	Rilley, Brian	102222	safety foot	10/22/2022	109.99	109.99	11/03/2022	
Total 90103589:					109.99	109.99		
90102622								
90102	Sam's Club Direct	999999-1022	membershi	10/20/2022	85.00	85.00	11/03/2022	
Total 90102622:					85.00	85.00		
90101602								
90101	Thomson Reuters	10694206	Annual ren	10/31/2022	545.00	545.00	11/02/2022	
Total 90101602:					545.00	545.00		
Grand Totals:					63,430.53	63,430.53		

Vendor	Vendor Name	Invoice Number	Description	Invoice Date	Net Invoice Amount	Amount Paid	Date Paid	Voided
--------	-------------	----------------	-------------	--------------	-----------------------	-------------	-----------	--------

Dated: _____

Board Commissioners:

Report Criteria:

Summary report.

Invoices with totals above \$0 included.

Only paid invoices included.

Invoice.Batch = "offck","APACH"

Report Criteria:

- Summary report.
- Invoices with totals above \$0 included.
- Only unpaid invoices included.
- Invoice.Batch = "board","boardach"

Vendor	Vendor Name	Invoice Number	Invoice Date	Net Invoice Amount
Airgas USA LLC				
90100033	Airgas USA LLC	9131255005	10/19/2022	571.98
90100033	Airgas USA LLC	9131088963	10/17/2022	150.00
90100033	Airgas USA LLC	9992155343	10/31/2022	1,146.40
Total 90100033:				1,868.38
AMAZON				
2894	AMAZON	1GRH-LGNM-YDY4	10/12/2022	1,634.55
2894	AMAZON	136L-3XYQ-D7T6	10/19/2022	1,239.30
2894	AMAZON	1G4R-7NYL-DR1X	09/28/2022	1,543.10
2894	AMAZON	1RWD-JX9P-FM7P	10/26/2022	324.71
Total 2894:				4,741.66
AT&T Long Distance				
1543	AT&T Long Distance	860864888 1022	10/22/2022	28.39
Total 1543:				28.39
ATA National Title Company				
90103049	ATA National Title Company	423 AINSWORTH CIR	10/31/2022	111.66
Total 90103049:				111.66
Atchinson Ford				
90102659	Atchinson Ford	112030	10/24/2022	24.16
90102659	Atchinson Ford	299845	10/20/2022	109.95
90102659	Atchinson Ford	111673	10/31/2022	129.66
90102659	Atchinson Ford	111671	10/31/2022	129.66
90102659	Atchinson Ford	112155	10/28/2022	495.44
90102659	Atchinson Ford	112273	11/03/2022	526.29
Total 90102659:				1,155.84
Auto Value - Ypsi				
90101603	Auto Value - Ypsi	302778059	10/21/2022	46.54
90101603	Auto Value - Ypsi	302778015	10/24/2022	86.88
90101603	Auto Value - Ypsi	302777626	10/14/2022	85.19
90101603	Auto Value - Ypsi	302-777625	10/13/2022	118.38
90101603	Auto Value - Ypsi	302-777627	10/14/2022	34.98
90101603	Auto Value - Ypsi	302-777931	10/20/2022	122.22
90101603	Auto Value - Ypsi	302-777939	10/21/2022	404.50
90101603	Auto Value - Ypsi	302-777866	10/19/2022	198.25
90101603	Auto Value - Ypsi	302-778462	10/31/2022	4.09
90101603	Auto Value - Ypsi	302-778441	10/31/2022	12.50
90101603	Auto Value - Ypsi	302-778147	10/24/2022	42.30
90101603	Auto Value - Ypsi	302-778723	11/04/2022	154.65
90101603	Auto Value - Ypsi	302-778681	11/04/2022	131.49
90101603	Auto Value - Ypsi	302-778680	11/04/2022	180.56
90101603	Auto Value - Ypsi	302-778763	11/07/2022	40.14

Vendor	Vendor Name	Invoice Number	Invoice Date	Net Invoice Amount
Total 90101603:				1,662.67
BDI				
90100734	BDI	9502761791	10/19/2022	195.60
Total 90100734:				195.60
BEHCO				
90101280	BEHCO	00147811	10/17/2022	370.66
Total 90101280:				370.66
Brighton Analytical Assoc LLC				
2358	Brighton Analytical Assoc LLC	1022-126954	10/24/2022	165.50
2358	Brighton Analytical Assoc LLC	1022-126931	10/21/2022	75.00
2358	Brighton Analytical Assoc LLC	1022-126930	10/21/2022	75.00
2358	Brighton Analytical Assoc LLC	1022-126969	10/25/2022	1,427.50
2358	Brighton Analytical Assoc LLC	1022-127095	10/31/2022	120.00
2358	Brighton Analytical Assoc LLC	1022-126968	10/25/2022	1,513.50
2358	Brighton Analytical Assoc LLC	1022-126917	10/21/2022	320.00
Total 2358:				3,696.50
BSB Communications				
90103199	BSB Communications	167911	10/31/2022	2,762.50
Total 90103199:				2,762.50
Capital Title Insurance Agency				
90101476	Capital Title Insurance Agency	6602 ROBIN CT	10/24/2022	619.45
Total 90101476:				619.45
Carmeuse Americas				
1018	Carmeuse Americas	94667932	10/21/2022	7,187.16
Total 1018:				7,187.16
Chapp & Bushey Oil Co				
90100883	Chapp & Bushey Oil Co	227810	10/10/2022	14,723.09
90100883	Chapp & Bushey Oil Co	227811	10/10/2022	9,704.08
Total 90100883:				24,427.17
Charter Twp of Ypsilanti				
1978	Charter Twp of Ypsilanti	111622	11/16/2022	18,333.33
Total 1978:				18,333.33
Chemtrade Chemicals US LLC				
90102198	Chemtrade Chemicals US LLC	93437081	10/18/2022	5,444.99
90102198	Chemtrade Chemicals US LLC	93444998	11/02/2022	5,484.64
90102198	Chemtrade Chemicals US LLC	93444999	11/03/2022	5,476.14
Total 90102198:				16,405.77

Vendor	Vendor Name	Invoice Number	Invoice Date	Net Invoice Amount
City of Ypsilanti				
1698	City of Ypsilanti	202210283940	10/28/2022	130.00
1698	City of Ypsilanti	202211083943	11/08/2022	130.00
1698	City of Ypsilanti	202211083942	11/08/2022	130.00
Total 1698:				390.00
Cleanlites Recycling Inc.				
90102812	Cleanlites Recycling Inc.	IN0077020	09/30/2022	1,390.34
Total 90102812:				1,390.34
Columbia Pipe & Supply Company				
90102264	Columbia Pipe & Supply Company	3985717	10/19/2022	512.12
90102264	Columbia Pipe & Supply Company	3998705	11/03/2022	648.85
Total 90102264:				1,160.97
Complete Battery Source				
1490	Complete Battery Source	217146YPS	10/28/2022	107.96
1490	Complete Battery Source	217850YPS	10/25/2022	282.88
Total 1490:				390.84
Concentra Mobile Health Serv				
90101353	Concentra Mobile Health Serv	714530564	10/18/2022	2,266.00
90101353	Concentra Mobile Health Serv	714540978	10/25/2022	181.00
Total 90101353:				2,447.00
Congdon's Ace Hardware				
1155	Congdon's Ace Hardware	149259	10/24/2022	77.97
Total 1155:				77.97
Conservice REO Utilities				
90103452	Conservice REO Utilities	885 DESOTO AVE	10/24/2022	37.79
Total 90103452:				37.79
Conspec Controls				
90100448	Conspec Controls	109097	10/19/2022	622.40
Total 90100448:				622.40
Contractors Connections				
1365	Contractors Connections	7169941	10/24/2022	156.00
1365	Contractors Connections	7169942	10/24/2022	86.40
1365	Contractors Connections	7170109	10/28/2022	100.80
Total 1365:				343.20
Core & Main LP				
90102994	Core & Main LP	R830148	10/26/2022	443.40
90102994	Core & Main LP	R810661	10/25/2022	171.06
90102994	Core & Main LP	R792881	10/20/2022	1,300.00
90102994	Core & Main LP	R825609	10/26/2022	225.58

Vendor	Vendor Name	Invoice Number	Invoice Date	Net Invoice Amount
90102994	Core & Main LP	R809589	10/21/2022	54.50
90102994	Core & Main LP	R783179	10/21/2022	790.94
90102994	Core & Main LP	R338491	08/04/2022	1,053.60
90102994	Core & Main LP	R834787	11/03/2022	140.10
90102994	Core & Main LP	R882916	11/03/2022	256.20
90102994	Core & Main LP	R840641	11/03/2022	856.84
90102994	Core & Main LP	R833692	11/03/2022	864.00
Total 90102994:				6,156.22
Corrigan Oil Company				
1165	Corrigan Oil Company	7653174-IN	10/24/2022	4,590.97
Total 1165:				4,590.97
Cummins Sales and Service				
2893	Cummins Sales and Service	S6-97221	10/27/2022	1,076.13
Total 2893:				1,076.13
Devon Title Agency				
90102154	Devon Title Agency	717 STANLEY ST	10/24/2022	60.51
Total 90102154:				60.51
DHT Transport, LLC				
90103712	DHT Transport, LLC	96235	10/03/2022	5,716.80
90103712	DHT Transport, LLC	96841	10/10/2022	5,798.98
90103712	DHT Transport, LLC	96844	10/10/2022	4,464.25
90103712	DHT Transport, LLC	97200	10/17/2022	5,730.10
90103712	DHT Transport, LLC	96783	10/17/2022	5,472.37
90103712	DHT Transport, LLC	97300	10/24/2022	4,828.71
90103712	DHT Transport, LLC	97291	10/24/2022	4,536.00
Total 90103712:				36,547.21
Diponio Contracting Inc.				
90103666	Diponio Contracting Inc.	0099-20-0041 101722	10/17/2022	626,297.99
90103666	Diponio Contracting Inc.	0099-20-0041 #8	10/31/2022	972,956.18
Total 90103666:				1,599,254.17
Dooley, Cameron				
90103027	Dooley, Cameron	110522	11/05/2022	144.99
Total 90103027:				144.99
DTE ENERGY				
1193	DTE ENERGY	490 WESTLAWN 1031	10/31/2022	182.44
1193	DTE ENERGY	3394 ECORSE 1028	10/28/2022	22.04
1193	DTE ENERGY	303 N SUMMIT 1028	10/28/2022	84.23
1193	DTE ENERGY	501 WIARD 1028	10/28/2022	17.90
Total 1193:				306.61
Eastern Oil Company				
90102216	Eastern Oil Company	INV087633	10/21/2022	883.87

Vendor	Vendor Name	Invoice Number	Invoice Date	Net Invoice Amount
Total 90102216:				883.87
Engie Insight				
90103726	Engie Insight	2299 ELLSWORTH RD	10/26/2022	1,502.40
Total 90103726:				1,502.40
ENMET LLC				
2473	ENMET LLC	18000	11/01/2022	752.16
Total 2473:				752.16
Enviroair Consultants Inc				
90100764	Enviroair Consultants Inc	9818	11/01/2022	1,360.00
Total 90100764:				1,360.00
Environmental Resources Management MI				
90103659	Environmental Resources Management MI	178016	10/13/2022	424.45
Total 90103659:				424.45
ETNA Supply Co				
1242	ETNA Supply Co	S104803935.001	10/25/2022	423.00
1242	ETNA Supply Co	S104788849.001	10/19/2022	1,818.30
1242	ETNA Supply Co	S104745805.001	10/28/2022	762.50
Total 1242:				3,003.80
Eurofins Eaton Analytical LLC				
90103328	Eurofins Eaton Analytical LLC	1900051680	11/03/2022	595.00
Total 90103328:				595.00
Fairfield Service Co of Indian				
90101165	Fairfield Service Co of Indian	80-40515-A	10/28/2022	1,560.00
Total 90101165:				1,560.00
Farmer & Underwood Trucking				
90102484	Farmer & Underwood Trucking	26157	10/29/2022	5,343.77
Total 90102484:				5,343.77
FASTENAL INC				
1250	FASTENAL INC	MIDE1196993	10/27/2022	127.50
1250	FASTENAL INC	MIDE1197067	10/28/2022	61.20
Total 1250:				188.70
Ferguson Enterprises Inc				
1270	Ferguson Enterprises Inc	6634223	10/13/2022	716.60
1270	Ferguson Enterprises Inc	6641413	10/24/2022	251.00
Total 1270:				967.60

Vendor	Vendor Name	Invoice Number	Invoice Date	Net Invoice Amount
Ford Lake Self Storage LLC				
90103727	Ford Lake Self Storage LLC	6330 BUNTON RD	10/28/2022	249.14
Total 90103727:				249.14
GFL Environmental Inc				
90103503	GFL Environmental Inc	0058094726	10/31/2022	62.51
90103503	GFL Environmental Inc	0058094732	10/31/2022	218.13
Total 90103503:				280.64
Grainger				
1284	Grainger	9490345411	10/25/2022	199.82
1284	Grainger	9484862470	10/19/2022	112.95
1284	Grainger	9486219604	10/20/2022	295.56
1284	Grainger	9481655786	10/17/2022	973.85
1284	Grainger	9494703094	10/28/2022	242.75
1284	Grainger	9501118880	11/03/2022	547.25
Total 1284:				2,372.18
Graybar Electric Co.				
1293	Graybar Electric Co.	9329166541	10/14/2022	385.15
1293	Graybar Electric Co.	9329299288	10/24/2022	524.10
Total 1293:				909.25
Great Lakes Water Authority				
90102793	Great Lakes Water Authority	102522	10/25/2022	997,477.81
Total 90102793:				997,477.81
Green, Sarah				
90103728	Green, Sarah	6961 POPLAR	10/24/2022	121.46
Total 90103728:				121.46
H.V. Burton Co				
90101151	H.V. Burton Co	36716	10/12/2022	450.00
Total 90101151:				450.00
IDEXX DISTRIBUTION CORP				
1328	IDEXX DISTRIBUTION CORP	3115867474	10/11/2022	1,571.96
Total 1328:				1,571.96
Jack Doheny Companies Inc				
1211	Jack Doheny Companies Inc	175895	10/13/2022	779.71
1211	Jack Doheny Companies Inc	177128	10/26/2022	163.09
1211	Jack Doheny Companies Inc	177374	10/28/2022	3,924.80
Total 1211:				4,867.60
Jack Tools & Equipment LLC				
90102802	Jack Tools & Equipment LLC	10192284372	10/19/2022	245.00
90102802	Jack Tools & Equipment LLC	11022284923	11/02/2022	43.00

Vendor	Vendor Name	Invoice Number	Invoice Date	Net Invoice Amount
Total 90102802:				288.00
Jade Scientific				
2714	Jade Scientific	IN87089	10/21/2022	439.50
2714	Jade Scientific	IN87696	11/04/2022	50.00
Total 2714:				489.50
Kennedy				
1339	Kennedy	633245	10/03/2022	256.69
1339	Kennedy	633554	10/25/2022	1,088.85
Total 1339:				1,345.54
L&T Painting Inc				
90103720	L&T Painting Inc	01	10/27/2022	4,650.00
Total 90103720:				4,650.00
Lawyers Title Agency of Monroe				
90102324	Lawyers Title Agency of Monroe	660 BROWNING ST	10/21/2022	195.40
Total 90102324:				195.40
Liberty Title Agency				
90101287	Liberty Title Agency	1091 RUTH AVE	10/31/2022	124.52
90101287	Liberty Title Agency	102 S WALLACE	10/19/2022	11.88
Total 90101287:				136.40
LIPHOOK COUPLERS SYSTEMS INC				
1701	LIPHOOK COUPLERS SYSTEMS INC	110722	11/07/2022	100.00
Total 1701:				100.00
Lombardo Homes of SE Michigan				
90101702	Lombardo Homes of SE Michigan	9733 WHITE TAIL DR	10/24/2022	153.07
90101702	Lombardo Homes of SE Michigan	10126 SWAN LAKE CIR	10/24/2022	64.56
Total 90101702:				217.63
Lowe's Home Center Inc				
2302	Lowe's Home Center Inc	98674	10/18/2022	140.64
2302	Lowe's Home Center Inc	56171	10/27/2022	212.78
2302	Lowe's Home Center Inc	60205	11/07/2022	437.26
Total 2302:				790.68
Madison Electric Company				
1017	Madison Electric Company	6074340-00	10/18/2022	30,217.68
Total 1017:				30,217.68
McDonald Hopkins LLC				
90103722	McDonald Hopkins LLC	1457948	10/24/2022	116.00

Vendor	Vendor Name	Invoice Number	Invoice Date	Net Invoice Amount
Total 90103722:				116.00
MCNAUGHTON & MCKAY				
1382	MCNAUGHTON & MCKAY	22654342-02	10/26/2022	446.27
Total 1382:				446.27
Michigan Cat				
1035	Michigan Cat	PD14077550	10/18/2022	207.28
Total 1035:				207.28
MICHIGAN DEPT OF ENVIROMENTAL				
1189	MICHIGAN DEPT OF ENVIROMENTAL	761-11047802	10/30/2022	20,926.53
Total 1189:				20,926.53
MSC Industrial Supply Co Inc.				
2616	MSC Industrial Supply Co Inc.	45068136	10/12/2022	2,085.44
Total 2616:				2,085.44
NALCO Water Pretreatment Solutions LLC				
90101001	NALCO Water Pretreatment Solutions LLC	2678405	11/01/2022	187.50
90101001	NALCO Water Pretreatment Solutions LLC	2677878	10/31/2022	483.85
Total 90101001:				671.35
Napa of Ann Arbor				
90103176	Napa of Ann Arbor	437443	10/24/2022	55.13
90103176	Napa of Ann Arbor	437181	10/21/2022	28.70
90103176	Napa of Ann Arbor	436999	10/20/2022	75.65
90103176	Napa of Ann Arbor	437021	10/20/2022	25.29
90103176	Napa of Ann Arbor	436257	10/14/2022	7.11
90103176	Napa of Ann Arbor	437928	10/26/2022	7.95
90103176	Napa of Ann Arbor	437851	10/26/2022	31.68
90103176	Napa of Ann Arbor	438515	10/31/2022	103.57
90103176	Napa of Ann Arbor	438844	11/02/2022	195.23
90103176	Napa of Ann Arbor	438773	11/02/2022	126.12
90103176	Napa of Ann Arbor	439162	11/04/2022	169.53
90103176	Napa of Ann Arbor	439217	11/04/2022	38.79
90103176	Napa of Ann Arbor	439142	11/04/2022	144.62
90103176	Napa of Ann Arbor	438968	11/03/2022	3.77
Total 90103176:				1,013.14
National Testing Laboratories				
90102642	National Testing Laboratories	181305	10/31/2022	40.00
Total 90102642:				40.00
New Horizon Communications Corp				
90103590	New Horizon Communications Corp	2041335	11/01/2022	2,364.40
Total 90103590:				2,364.40

Vendor	Vendor Name	Invoice Number	Invoice Date	Net Invoice Amount
Orchard Hiltz & McCliment Inc				
1087	Orchard Hiltz & McCliment Inc	56531	10/24/2022	11,857.25
1087	Orchard Hiltz & McCliment Inc	56527	10/24/2022	108.75
1087	Orchard Hiltz & McCliment Inc	56729	10/27/2022	17,118.75
1087	Orchard Hiltz & McCliment Inc	56528	10/24/2022	18,793.00
1087	Orchard Hiltz & McCliment Inc	56533	10/24/2022	903.50
1087	Orchard Hiltz & McCliment Inc	56537	10/24/2022	1,014.00
1087	Orchard Hiltz & McCliment Inc	56526	10/24/2022	1,536.25
1087	Orchard Hiltz & McCliment Inc	56534	10/24/2022	783.25
1087	Orchard Hiltz & McCliment Inc	56539	10/24/2022	7,388.25
1087	Orchard Hiltz & McCliment Inc	56532	10/24/2022	97,610.25
1087	Orchard Hiltz & McCliment Inc	56530	10/24/2022	12,054.45
1087	Orchard Hiltz & McCliment Inc	56540	10/24/2022	862.50
1087	Orchard Hiltz & McCliment Inc	56542	10/24/2022	125.00
1087	Orchard Hiltz & McCliment Inc	56529	10/24/2022	474.50
1087	Orchard Hiltz & McCliment Inc	56535	10/24/2022	605.75
1087	Orchard Hiltz & McCliment Inc	56538	10/24/2022	6,693.25
1087	Orchard Hiltz & McCliment Inc	56730	10/27/2022	4,897.75
1087	Orchard Hiltz & McCliment Inc	53680	11/09/2022	3,081.50
Total 1087:				185,907.95
Oscar W Larson Company				
90101395	Oscar W Larson Company	PARTS000000108855	11/17/2022	159.40
Total 90101395:				159.40
Outbound Technologies Inc				
90103660	Outbound Technologies Inc	13749	10/13/2022	786.50
Total 90103660:				786.50
Pear Sperling Eggan & Daniels				
1095	Pear Sperling Eggan & Daniels	148586	10/31/2022	2,722.00
Total 1095:				2,722.00
Polydyne Inc				
1983	Polydyne Inc	1684588	10/14/2022	6,089.30
1983	Polydyne Inc	1689861	11/01/2022	6,030.08
Total 1983:				12,119.38
Premier Safety				
90103002	Premier Safety	04222071	10/25/2022	220.00
Total 90103002:				220.00
Proscreening LLC				
90102874	Proscreening LLC	128606-3	11/01/2022	163.45
Total 90102874:				163.45
Quill Corporation				
90102220	Quill Corporation	28322502	10/10/2022	215.04
90102220	Quill Corporation	28418564	10/18/2022	394.67
90102220	Quill Corporation	28642064	10/27/2022	57.79

Vendor	Vendor Name	Invoice Number	Invoice Date	Net Invoice Amount
90102220	Quill Corporation	28654535	10/28/2022	640.78
90102220	Quill Corporation	28632964	10/27/2022	296.89
Total 90102220:				1,605.17
Reliant Title, Inc.				
90103705	Reliant Title, Inc.	6602 ROBIN CT	10/24/2022	85.02
Total 90103705:				85.02
Revize LLC				
90103730	Revize LLC	14793	11/08/2022	6,990.00
Total 90103730:				6,990.00
RPM				
1254	RPM	80204779	10/28/2022	217.18
Total 1254:				217.18
Runyon, Nadine				
90100393	Runyon, Nadine	7665 WHITTAKER RD	10/24/2022	85.28
Total 90100393:				85.28
Sakstrup's Towing				
90103466	Sakstrup's Towing	250462	11/01/2022	130.00
Total 90103466:				130.00
Service Electric Supply Compan				
1160	Service Electric Supply Compan	894919-00	11/02/2022	281.17
Total 1160:				281.17
Shrader Tire & Oil Inc				
1163	Shrader Tire & Oil Inc	22-0711498-00	10/19/2022	297.26
1163	Shrader Tire & Oil Inc	22-0715687-00	11/08/2022	615.75
Total 1163:				913.01
SLC Meter LLC				
90100899	SLC Meter LLC	275330	10/21/2022	17.50
90100899	SLC Meter LLC	275393	11/07/2022	571.20
Total 90100899:				588.70
Smith, Chad				
90102317	Smith, Chad	110722	11/07/2022	119.95
Total 90102317:				119.95
Southeastern Equipment Company				
90101443	Southeastern Equipment Company	A73678	11/01/2022	658.09
90101443	Southeastern Equipment Company	A87324	10/17/2022	150.08

Vendor	Vendor Name	Invoice Number	Invoice Date	Net Invoice Amount
Total 90101443:				808.17
Suez Treament Solutions Inc				
90102233	Suez Treament Solutions Inc	901800348	10/18/2022	6,941.87
Total 90102233:				6,941.87
Tetra Tech				
1024	Tetra Tech	51968610	10/13/2022	2,025.00
1024	Tetra Tech	51971235	10/19/2022	20,473.45
1024	Tetra Tech	51971236	10/19/2022	7,319.01
1024	Tetra Tech	51971230	10/19/2022	721.42
1024	Tetra Tech	51973941	10/24/2022	2,213.73
1024	Tetra Tech	51973943	10/24/2022	577.39
1024	Tetra Tech	51971238	10/19/2022	2,824.34
1024	Tetra Tech	51971237	10/19/2022	16,585.46
1024	Tetra Tech	51971233	10/19/2022	1,587.29
1024	Tetra Tech	51971234	10/19/2022	1,073.33
Total 1024:				55,400.42
The Envelope Printery Inc				
90102561	The Envelope Printery Inc	IN144390	10/21/2022	970.75
90102561	The Envelope Printery Inc	IN144818	11/01/2022	406.50
Total 90102561:				1,377.25
Titus Welding Company Inc.				
90101040	Titus Welding Company Inc.	TWC-1287	10/31/2022	2,605.53
Total 90101040:				2,605.53
Trapp, Belinda				
90103732	Trapp, Belinda	7414 MEADOW LN	11/07/2022	784.71
Total 90103732:				784.71
Unifirst Corporation				
90102364	Unifirst Corporation	1390137714	10/20/2022	118.48
90102364	Unifirst Corporation	1390137715	10/20/2022	75.90
90102364	Unifirst Corporation	1600115391	10/20/2022	16.00
90102364	Unifirst Corporation	1390137717	10/20/2022	22.86
90102364	Unifirst Corporation	1600115390	10/20/2022	109.67
90102364	Unifirst Corporation	1600115392	10/20/2022	20.96
90102364	Unifirst Corporation	1600116854	10/26/2022	118.48
90102364	Unifirst Corporation	1600116856	10/26/2022	69.90
90102364	Unifirst Corporation	1600116853	10/26/2022	16.00
90102364	Unifirst Corporation	1600116857	10/26/2022	75.90
90102364	Unifirst Corporation	1600116858	10/26/2022	22.86
90102364	Unifirst Corporation	1600116855	10/26/2022	20.96
Total 90102364:				687.97
Van Buren Steel				
1235	Van Buren Steel	1193944	10/19/2022	360.00

Vendor	Vendor Name	Invoice Number	Invoice Date	Net Invoice Amount
Total 1235:				360.00
Washtenaw County				
1246	Washtenaw County	518793	10/14/2022	317.53
Total 1246:				317.53
WASTE MANAGEMENT				
2646	WASTE MANAGEMENT	0070690-1733-8	11/01/2022	24,217.05
Total 2646:				24,217.05
Wolverine Freightliner Westsid				
2698	Wolverine Freightliner Westsid	642966	11/02/2022	14.62
Total 2698:				14.62
Zenk, Yu				
90103729	Zenk, Yu	129 BELL ST	10/24/2022	94.64
Total 90103729:				94.64
Grand Totals:				3,136,451.01

Dated: _____

Board Commissioners:

Report Criteria:

- Summary report.
- Invoices with totals above \$0 included.
- Only unpaid invoices included.
- Invoice.Batch = "board", "boardach"